

SHIPPING FINANCE
DAILY MONITOR

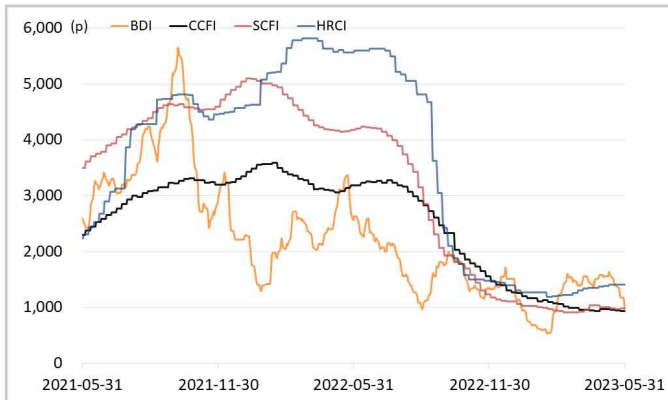
해운운임지수	'21년말	'22년말	4월말	5월30일	5월31일	전일비	전월말비	22년말비
BDI	2,217	1,515	1,576	1,123	977	▼13.00%	▼38.01%	▼35.51%
VLCC Average Earnings LongRun	2,255	44,765	49,783	38,923	38,923	-	▼21.81%	▼13.05%
CCFI	3,344	1,271	964	939	939	-	▼2.67%	▼26.16%
SCFI	5,047	1,108	1,000	983	983	-	▼1.63%	▼11.21%
HRCI	4,575	1,397	1,375	1,409	1,409	-	▲2.47%	▲0.86%
신조선가	'21년말	'22년말	4월말	5월30일	5월31일	전일비	전월말비	22년말비
176-180K DWT Capesize Bulkcarrier Newbuilding Prices(\$m)	60.50	60.50	61.75	63.00	63.00	-	▲2.02%	▲4.13%
315-320K DWT VLCC Newbuilding Prices(\$m)	112.00	120.00	122.00	126.00	126.00	-	▲3.28%	▲5.00%
Containership 15,000/16,000 TEU G'less Newbuilding Prices(\$m)	155.00	153.00	155.50	160.00	160.00	-	▲2.89%	▲4.58%
글로벌 해운기업 주가	'21년말	'22년말	4월말	5월30일	5월31일	전일비	전월말비	22년말비
A.P. Moller-Maersk A/S(Maersk-B.CO) (DKK)	17,799	13,288	12,195	11,860	11,715	▼1.22%	▼3.94%	▼11.84%
COSCO SHIPPING Holdings Co., Ltd. (CICOY) (USD)	5.71	4.21	4.73	4.52	4.31	▼4.65%	▼8.97%	▲2.32%
Nippon Yusen Kabushiki Kaisha (9101.T) (JPY)	2,920	3,110	3,203	3,000	2,973	▼0.92%	▼7.20%	▼4.42%
Kawasaki Kisen Kaisha, Ltd. (9107.T) (JPY)	2,307	2,787	3,225	3,300	3,135	▼5.00%	▼2.79%	▲12.49%
Orient Overseas (International) Limited (0316.HK) (HKD)	191.80	126.77	142.77	98.00	95.45	▼2.60%	▼33.15%	▼24.71%
Evergreen Marine Corporation (Taiwan) Ltd. (2603.TW) (TWD)	356.25	163.00	161.50	153.50	153.00	▼0.33%	▼5.26%	▼6.13%
Wan Hai Lines Ltd. (2615.TW) (TWD)	198.50	80.10	65.00	58.70	58.00	▼1.19%	▼10.77%	▼27.59%
국내 해운기업 주가	'21년말	'22년말	4월말	5월30일	5월31일	전일비	전월말비	22년말비
HMM(원)	26,900	19,550	20,400	17,500	17,750	▲1.43%	▼12.99%	▼9.21%
대한해운(원)	2,640	2,175	2,060	1,907	1,871	▼1.89%	▼9.17%	▼13.98%
팬오션(원)	5,410	5,730	5,440	4,810	4,710	▼2.08%	▼13.42%	▼17.80%
KSS해운(원)	11,850	9,250	8,170	8,130	8,040	▼1.11%	▼1.59%	▼13.08%
KCTC(원)	6,220	4,550	4,180	4,155	4,135	▼0.48%	▼1.08%	▼9.12%
Korea shipping stock price index(2019.1.2=100)	402	317	321	279	281	▲0.45%	▼12.64%	▼11.44%
국내 조선기업 주가	'21년말	'22년말	4월말	5월30일	5월31일	전일비	전월말비	22년말비
한국조선해양(원)	94,600	70,700	84,800	96,900	96,200	▼0.72%	▲13.44%	▲36.07%
현대미포조선(원)	70,000	84,500	73,400	77,700	74,600	▼3.99%	▲1.63%	▼11.72%
대우조선해양(원)	23,050	18,950	26,950	28,650	28,350	▼1.05%	▲5.19%	▲49.60%
삼성중공업(원)	5,670	5,110	5,680	6,180	6,120	▼0.97%	▲7.75%	▲19.77%
HD현대(원)	53,700	57,100	59,200	57,700	57,100	▼1.04%	▼3.55%	-
Korea shipbuilding stock price index(2019.1.2=100)	85	78	86	93	91	▼1.33%	▲5.70%	▲17.03%
국내 조선기자재기업 주가	'21년말	'22년말	4월말	5월30일	5월31일	전일비	전월말비	22년말비
STX중공업(원)	4,740	7,080	5,390	5,530	5,520	▼0.18%	▲2.41%	▼22.03%
STX엔진(원)	9,600	13,450	12,730	13,190	12,950	▼1.82%	▲1.73%	▼3.72%
HSD엔진(원)	8,340	7,420	7,770	8,930	8,740	▼2.13%	▲12.48%	▲17.79%
한국카본(원)	10,750	11,050	11,450	11,360	11,310	▼0.44%	▼1.22%	▲2.35%
오리엔탈정공(원)	3,675	2,295	3,355	3,380	3,340	▼1.18%	▼0.45%	▲45.53%
한라HMS(원)	5,070	5,790	6,600	6,370	6,320	▼0.78%	▼4.24%	▲9.15%
인화정공(원)	13,800	12,600	10,260	10,730	10,620	▼1.03%	▲3.51%	▼15.71%
Korea marine equipment stock price index(2019.1.2=100)	169	195	197	207	204	▼1.29%	▲3.73%	▲4.84%
국내 선박투자회사 주가	'21년말	'22년말	4월말	5월30일	5월31일	전일비	전월말비	22년말비
바다로19호(원)	2,965	2,975	2,940	2,880	2,885	▲0.17%	▼1.87%	▼3.03%

SHIPPING FINANCE DAILY MONITOR

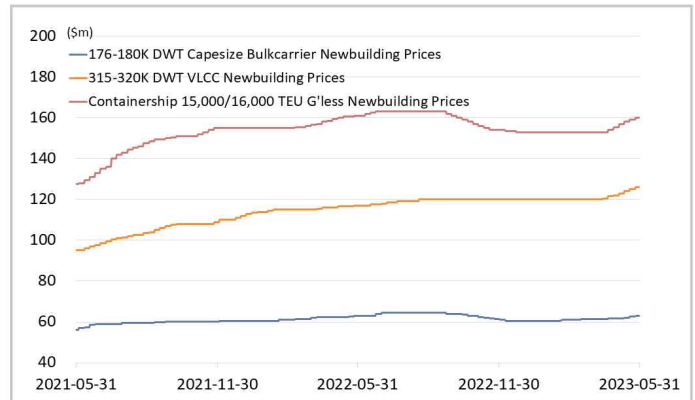
Vol.462 2023.06.01

글로벌 주가지수	'21년말	'22년말	4월말	5월30일	5월31일	전일비	전월말비	22년말비
미국 Dow Jones	36,338	33,147	34,098	33,043	32,908	▼0.41%	▼3.49%	▼0.72%
미국 S&P 500	4,766	3,840	4,169	4,206	4,180	▼0.61%	▲0.25%	▲8.86%
한국 KOSPI	2,978	2,236	2,502	2,586	2,577	▼0.32%	▲3.02%	▲15.24%
독일 DAX	32.33	25.60	30.29	29.39	28.79	▼2.04%	▼4.95%	▲12.46%
영국 FTSE 100	7,385	7,452	7,871	7,522	7,446	▼1.01%	▼5.39%	▼0.08%
중국 A50	15,698	13,004	13,196	12,550	12,333	▼1.72%	▼6.54%	▼5.16%
일본 Nikkei	28,792	26,095	28,856	31,328	30,888	▼1.41%	▲7.04%	▲18.37%
MSCI 지수	'21년말	'22년말	4월말	5월30일	5월31일	전일비	전월말비	22년말비
MSCI World	3,232	2,603	2,836	2,826	2,801	▼0.89%	▼1.25%	▲7.60%
MSCI Emerging Markets	1,232	956	977	970	959	▼1.22%	▼1.90%	▲0.22%
MSCI Frontier Markets	666	472	484	479	477	▼0.53%	▼1.54%	▲0.89%
변동성지수	'21년말	'22년말	4월말	5월30일	5월31일	전일비	전월말비	22년말비
미국 변동성지수(VIX)	17.22	21.67	15.78	17.46	17.94	▲2.75%	▲13.69%	▼17.21%
신용국 변동성지수(VXEM)	19.32	24.21	16.80	18.91	19.33	▲2.22%	▲15.06%	▼20.16%
한국 변동성지수(VKOSPI)	16.50	18.40	14.51	14.79	14.80	▲0.07%	▲2.00%	▼19.57%
환율	'21년말	'22년말	4월말	5월30일	5월31일	전일비	전월말비	22년말비
원/달러 환율	1,190.50	1,258.00	1,338.00	1,323.00	1,327.00	▲0.30%	▼0.82%	▲5.48%
원/유로 환율	1,348.24	1,341.59	1,474.21	1,418.92	1,417.17	▼0.12%	▼3.87%	▲5.63%
원/엔 환율	1,034.00	953.64	981.84	944.70	949.89	▲0.55%	▼3.25%	▼0.39%
금리	'21년말	'22년말	4월말	5월30일	5월31일	전일비	전월말비	22년말비
콜 금리(%)	1.12	3.38	3.55	3.54	3.54	▲0.006%p	▼0.006%p	▲0.163%p
CD 91일(%)	1.29	3.98	3.52	3.76	3.76	-	▲0.240%p	▼0.220%p
국고채 3년(%)	1.80	3.72	3.29	3.56	3.46	▼0.101%p	▲0.166%p	▼0.263%p
회사채 3년 AA-(%)	2.42	5.23	4.11	4.36	4.26	▼0.097%p	▲0.157%p	▼0.969%p
미국 국채 10년(%)	1.51	3.88	3.43	3.69	3.64	▼0.051%p	▲0.210%p	▼0.236%p
독일 국채 10년(%)	-0.18	2.56	2.32	2.36	2.28	▼0.076%p	▼0.039%p	▼0.280%p
영국 국채 10년(%)	0.97	3.67	3.72	4.24	4.18	▼0.065%p	▲0.463%p	▲0.510%p
일본 국채 10년(%)	0.07	0.42	0.40	0.44	0.43	▼0.008%p	▲0.030%p	▲0.010%p
원자재	'21년말	'22년말	4월말	5월30일	5월31일	전일비	전월말비	22년말비
원유(WTI, USD/bbl.)	75.21	80.26	76.78	69.46	68.09	▼1.97%	▼11.32%	▼15.16%
원유(Brent, USD/bbl.)	77.78	85.91	79.54	73.54	72.66	▼1.20%	▼8.65%	▼15.42%
금(USD/troz)	1,806	1,814	1,983	1,952	1,964	▲0.61%	▼0.92%	▲8.31%
구리(USD/ton)	9,692	8,387	8,571	8,122	8,017	▼1.29%	▼6.46%	▼4.41%
호주산 철광석(청다오 수입가, USD/DMT)	119.65	117.30	106.80	102.30	103.65	▲1.32%	▼2.95%	▼11.64%
대두(cent/bushel)	1,329	1,524	1,419	1,297	1,300	▲0.25%	▼8.42%	▼14.71%
소맥(cent/bushel)	770.75	792.00	633.75	591.00	594.25	▲0.55%	▼6.23%	▼24.97%

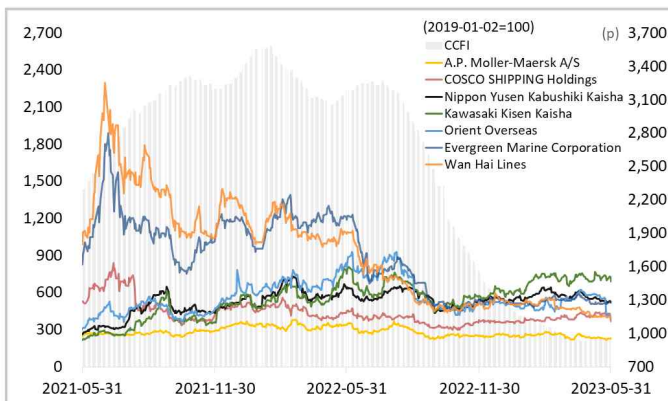
해운운임지수



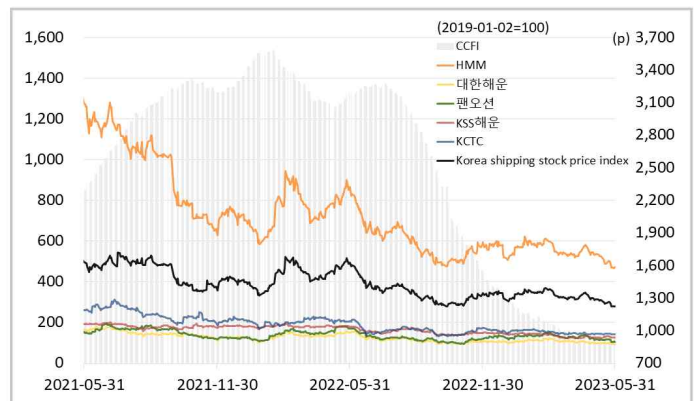
신조선가



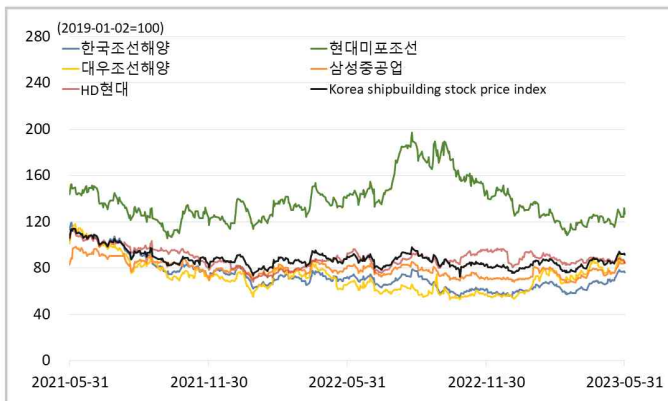
글로벌 해운기업 주가



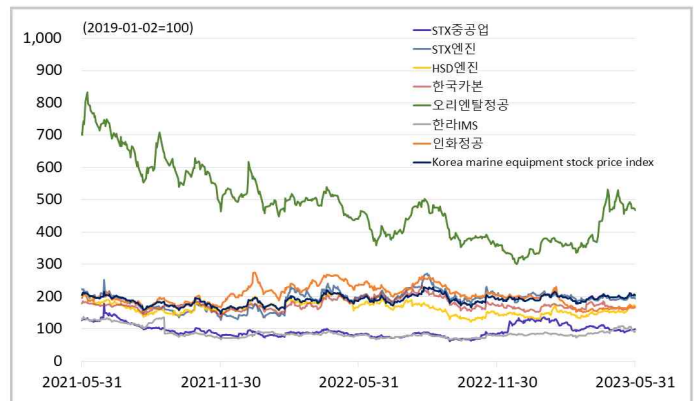
국내 해운기업 주가



국내 조선기업 주가



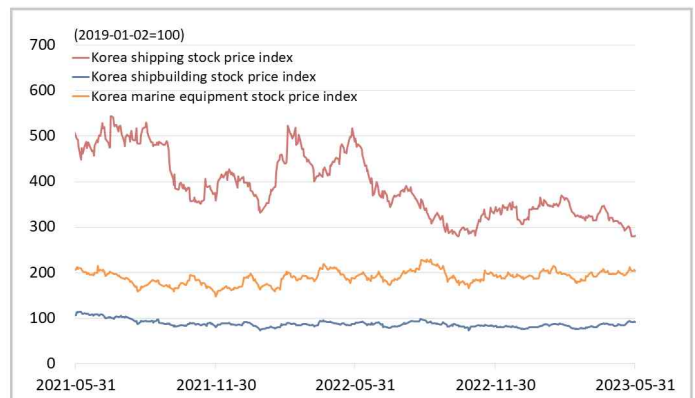
국내 조선기자재기업 주가



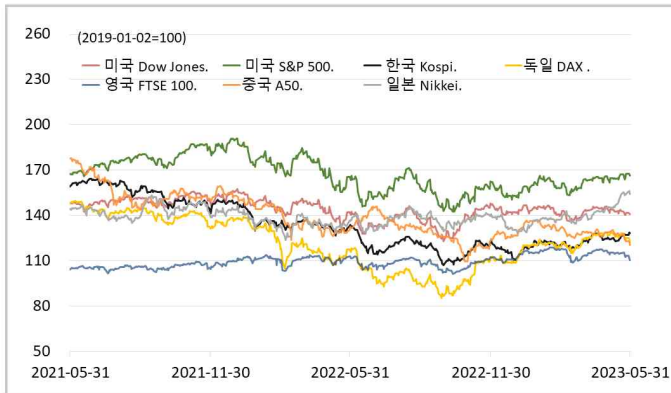
국내 선박투자회사 주가



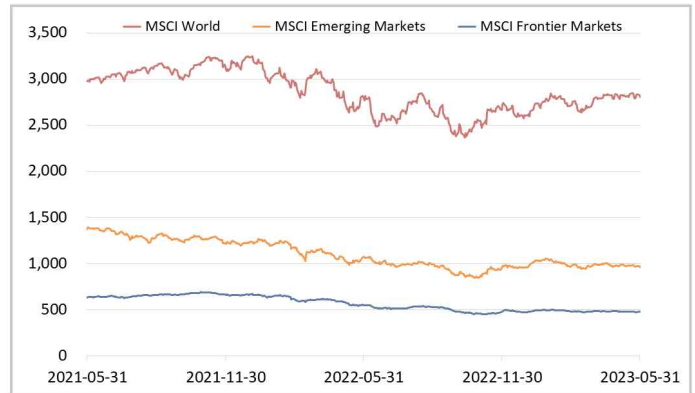
해운·조선·기자재 주가지수



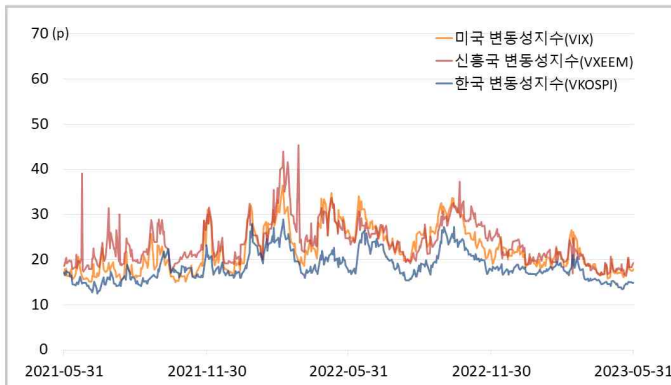
글로벌 주가지수



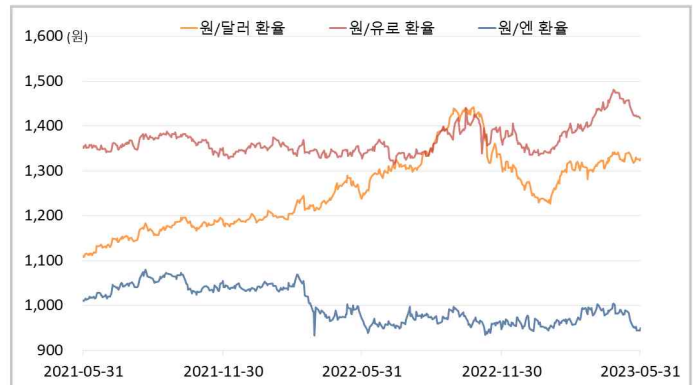
MSCI



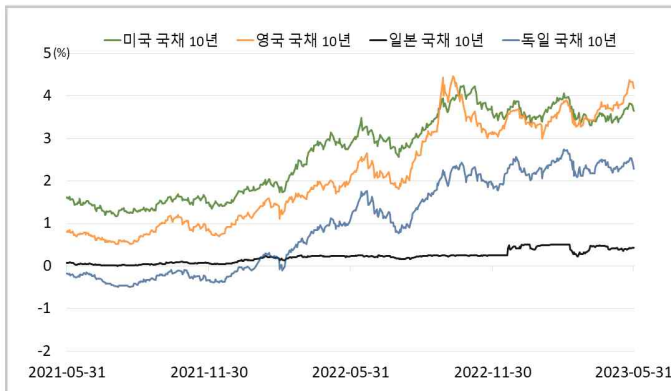
변동성지수



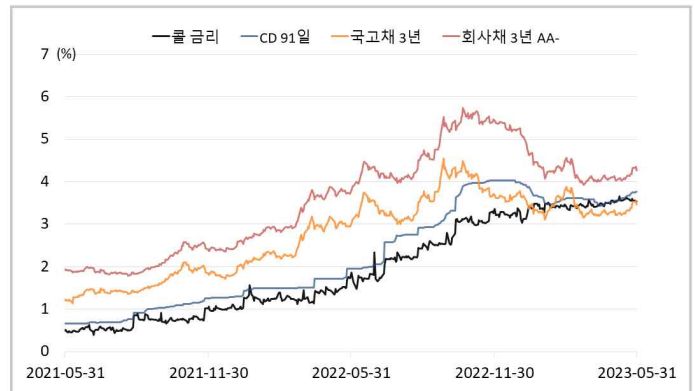
환율



글로벌 금리 및 채권수익률



국내 금리 및 채권수익률



원자재(Iron Ore & Energy)



원자재(기타)

