

KMI International Journal of Maritime Affairs and Fisheries

KMI International Journal of Maritime Affairs and Fisheries(www.kmij.org) is a peer-review international journal of ocean policy studies and marine data analytics. It offers researchers, analysts and policy makers a unique combination of legal, political, social and economic analyses. The journal covers international, regional and national marine policies; management and regulation of marine activities including fisheries, ports and logistics; marine affairs, which encompass the topics of marine pollution and conservation as well as use of marine resources. This journal is published biannually in June and December by the Korea Maritime Institute.



Editorial Board

Editor-in-Chief

Jungho Nam, Korea Maritime Institute, Korea
Tel: 82-51-797-4712, E-mail: jhnam@kmi.re.kr

Editor

Venus Lun, Korea Maritime Institute, Korea and Logistics and Supply Chain MultiTech R&D Center, Hong Kong

Managing Editor

Jin-Young Hong, Inha University, Korea

Members

Meifeng Luo, Hong Kong Polytechnic University, Hong Kong
Sang Yoon Lee, Inha University, Korea
Francesco Parola, University of Genoa, Italy
Jihong Chen, Shanghai Maritime University, China
Michele Acciaro, Kühne Logistics University, Germany
Jong Sung Ryu, Anyang University, Korea
Kum Fai Yuen, Nanyang Technological University, Singapore
Do Hoon Kim, Pukyong National University, Korea
Frank Asche, University of Florida, USA
Adolf K. Y. NG, University of Manitoba, Canada
Xiwen Bai, Tsinghua University, China
Young-Je Park, Korea Institute of Ocean Science and Technology, Korea
Joon ho Kwon, Pusan National University, Korea
Stephen Jay, University of Liverpool, United Kingdom
Hwa Joong Kim, Inha University, Korea
Gi-Tae Yeo, Incheon National University, Korea
Kyoung-Suk Choi, Jeonbuk National University, Korea
Young-Tae Chang, Inha University, Korea
Geun-sub Kim, Korea Maritime Institute, Korea
Keonwoo Chio, Korea Maritime Institute, Korea
DongHun Go, Korea Maritime Institute, Korea
Deukhoon Han, Korea Maritime Institute, Korea
Young-Kil Park, Korea Maritime Institute, Korea
Sung-Jin Cho, Korea Maritime Institute, Korea
Yong An Park, Busan University of Foreign Studies, Korea
Fabia Ballini, World Maritime University, Sweden
Stefano Ricci, University of Rome La Sapienza, Italy
Leonardo Santiago, Copenhagen Business School, Denmark
Dakshina G. De Silva, Department of Economics, Lancaster University Management School, UK
Luca Cocconcelli, London Stock Exchange, UK
Zhi-Hua Hu, Shanghai Maritime University, China
Kamal Ranatunga, University of Sri Jayewardenepura, Srilanka
Hokey Min, Bowling Green State University, USA
Seong-Jong Joo, Air Force Institute of Technology, USA
Hong-Oanh Nguyen, University of Tasmania, Australia

Administration

Da-eun Lee, Staff, Korea Maritime Institute, Korea
Tel: +82-51-797-4385 E-mail: journal@kmi.re.kr

Copyright

© Copyright 2025 Korea Maritime Institute.

This is an Open-Access journal distributed under the terms of the Creative Commons Attribution Non-Commercial License (<http://creativecommons.org/licenses/by-nc/4.0/>) which permits unrestricted non-commercial use, distribution, and reproduction in any medium, provided the original work is properly cited.

Publisher

Jung-hee Cho
President of the Korea Maritime Institute
26, Haeyang-ro 301beon-gil, Yeongdo-gu, Busan, 49111, Korea
Telephone: +82-51-797-4800 Facsimile: +82-51-797-4810
Website: www.kmi.re.kr; www.kmij.org

The publisher, the institute and the editor cannot be held responsible for errors or any consequences arising from the use of information contained in this journal.

Printed and bound by Guhmok Publishing Co./Guhmok Info Inc.
Published June 30, 2025

KMI International Journal of Maritime Affairs and Fisheries

CONTENTS

Suitability of Marine Seeds Release as a Climate Change Adaptation Policy:
A Bridge between Aquaculture and Capture Fisheries
Yeol-San Seong 1

Suitability of Marine Seeds Release as a Climate Change Adaptation Policy: A Bridge between Aquaculture and Capture Fisheries

Yeol-San Seong*

ABSTRACT

Due to climate change, marine fish resources are decreasing or fluctuating. Countries around the world are making efforts to reduce overfishing and create fish habitats to respond to this crisis. In particular, each country has traditionally responded by reducing fisheries production through output control. However, this approach is not enough to achieve the Maximum Sustainable Yield. Efforts are needed to increase inputs through new approaches. Marine seeds release is being focused on as a bridge connecting capture fisheries and aquaculture. Marine seeds release is a way to restore fish stocks by releasing fry or fingerling (marine seeds) raised in tanks on land into the sea. Here, I will examine the case of marine seeds release policy in Korea and examine which species of fish seeds release policy can be more effective in the era of climate change. Marine seeds release can be a bridge between capture fisheries and aquaculture.

Key words : marine seeds release, climate change, aquaculture, capture fisheries

* Master, Senior Fisheries Policy Analyst, Trade and Agriculture Directorate, OECD, Paris, France, yeol-san.seong@oecd.org

1. Introduction

1.1 Climate Change as a Global Phenomenon and Its Impacts

Climate change is affecting almost every aspect of the Earth's environment. In terms of the marine environment, it is causing an increase in ocean temperatures, sea level rise, ocean acidification, and a decrease in marine biodiversity. It is also affecting the ability of marine species to reproduce, spawn, nurture, and grow (Hoegh-Guldberg & Bruno, 2010). In the Intergovernmental Panels on Climate Change (IPCC)'s Special Report on "Global Warming of 1.5°C", adopted in 2018, the IPCC compares the difference between limiting the global temperature increase to 1.5°C and 2.0°C above pre-industrial levels in 2100. Specifically, the report estimates that limiting temperature increase to 1.5°C could reduce the number of people at risk in coastal areas by 10 million and reduce fish catches by 1.5 million tonnes compared to a 2.0°C increase (decreasing 3 million tonnes for a 2.0°C increase and decreasing 1.5 million tonnes for a 1.5°C increase).

The effects of climate change can also be seen in Korean seas. Based on the observations of the National Institute of Fisheries Science (NIFS)'s seas survey, the average annual surface seas water temperature increase in Korean waters over the past 55 years (1968–2022) was 0.025°C/yr, an increase of about 1.36°C, while the global average surface seas water temperature increase over the same period was 0.0094°C/yr, an increase of 0.52°C. The average annual surface seas water temperature increase in Korea's nearshore waters was 0.0094°C/yr, which was 0.52°C higher than the global average.

Some studies show that rising ocean temperatures are causing many marine species to shift upward in their latitudinal distribution or to move to deeper, cooler waters (Saba et al., 2023). Of course, there are many factors that can contribute to changes in the catch of marine species, such as changes in water temperature, overfishing, reproductive collapse, changes in the food chain, and changes in habitat due to ocean acidification. But there's no denying that climate change is certainly playing a role.

1.2 Shifts in Fisheries Production: Capture Fisheries vs. Aquaculture

Climate change is reducing fisheries production, and changing fish species (Brander, 2007; IPCC, 2018). As a result, aquaculture, which can partially control changes in the environment, is becoming increasingly important. Globally, aquaculture's share of production continues to rise. When including both ocean and inland waters, aquaculture accounted for 58.65% in 2022 (Figure 1). In 2022, aquaculture accounted for less than half of the ocean fisheries production at 42.66% (Figure 2). There is no doubt that aquaculture will continue to grow in importance and become a vital part of food security.

Figure 1. Capture fisheries and aquaculture production (ocean and inland).

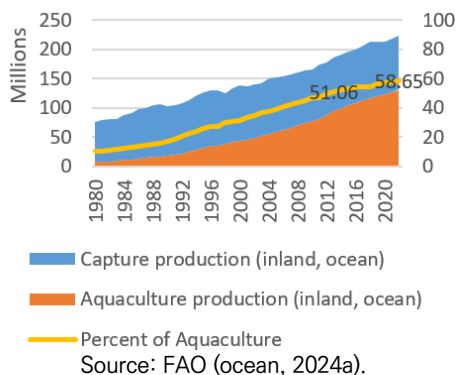
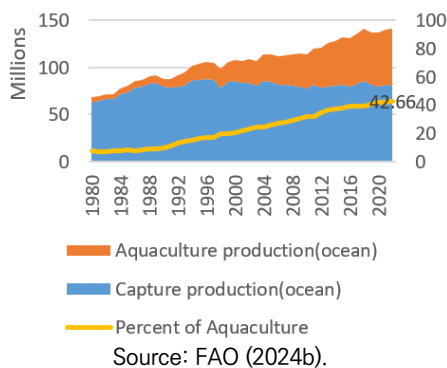


Figure 2. Capture fisheries and aquaculture production (Ocean).



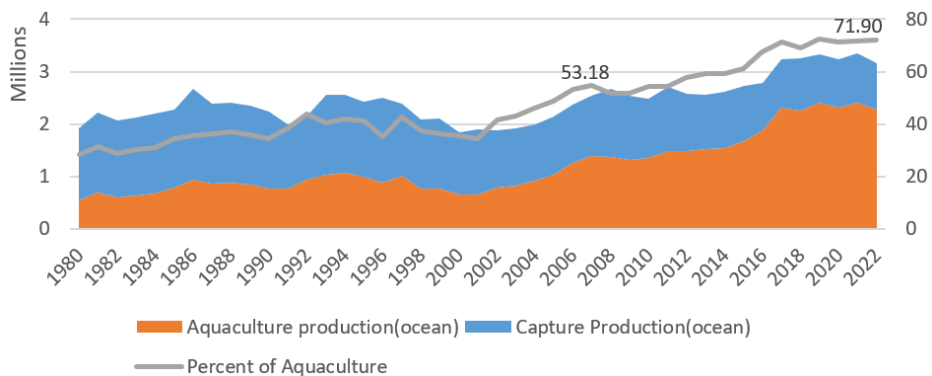
Korea's aquaculture production has grown rapidly from 119,211 tonnes in the 1970s to 2,250,567 tonnes in 2018, and aquaculture production has overtaken fisheries production in total seafood production (Figure 3).

1.3 Importance of Capture Fisheries

Despite these trends, capture fisheries will continue to be important. There are ecological and environmental benefits to capture fisheries that are not found in aquaculture.

First, capture fisheries can maintain ecosystem balance. Capture fisheries take place in environments where different species naturally reproduce and grow. If managed in a sustainable way, capture fisheries can avoid over-concentration on

Figure 3. Capture fisheries and aquaculture production of South Korea (ocean).



certain species and contribute to maintaining the natural species diversity of marine ecosystems.

Second, capture fisheries can reduce environmental pollution. Aquaculture can often cause problems that pollute water. For example, feed, chemicals, and antibiotics from fish farms can pollute the surrounding environment. Because capture fisheries take place in natural ecosystems, there is relatively little of these kinds of pollution.

Third, wild-caught fish may have a higher nutritional value. Some research suggests that wild-caught fish may have a higher nutritional value than farmed fish. For example, wild-caught fish may have a higher omega-3 fatty acid content and a healthier fat distribution.

Fourth, capture fisheries can contribute to a sustainable economy. When managed sustainably, capture fisheries are an important source of income for local economies and traditional fishing communities. It can provide livelihoods in many coastal and island communities.

1.4 Challenges and Solutions for Capture Fisheries

Although capture fisheries are important, they are always vulnerable to illegal, unregulated, unreported (IUU) fishing and overfishing. Due to government support and the short-term profit motive of fishermen, capture fisheries have been catching more fish than they should. Based on FAO's assessment, the fraction of fishery stocks within biologically sustainable levels decreased to 62.3% in 2021, that is 2.3% lower than in 2019. This fraction was 90% in 1974. In contrast, the percentage of stocks fished at unsustainable levels has been increasing since the mid-1970s, from 10% in 1974 to 37.7% in 2021 (FAO, 2024c). Overfishing - fishing that causes the reduction of stock abundance to below the level that can produce Maximum Sustainable Yield (MSY) - not only causes negative impacts on biodiversity and ecosystem functioning, but also reduces fish production, which subsequently leads to negative social and economic consequences. Rebuilding overfished stocks to the biomass that enables them to deliver MSY could increase fisheries production by 16.5 million tonnes and annual rent by USD 32 billion (FAO, 2024b; Ye et al., 2013). Sustainable Development Goal (SDG) 14 (Conserve and sustainably use the oceans, seas and marine resources for sustainable development) set Target 14.4: to end overfishing by 2020. Unfortunately, world fisheries have diverged from this target, with overfishing increasing from 35.4% in 2019 to 37.7% in 2021 (FAO, 2024a).

The options for maintaining adequate fish stocks are clear. Either we increase inputs (stimulate reproduction) or reduce outputs (catch). The traditional response has been to reduce fishing intensity. This will naturally stimulate reproduction. This is the least intrusive and most effective way to reduce human interference with natural ecosystems. On the other hand, governments and fishermen can also actively intervene to promote reproduction, which means

reducing environmental pollution and protecting or creating spawning grounds. Marine seeds release can also stimulate reproduction.

2. Marine Seeds Release in South Korea: Current Status and Effectiveness

2.1 Basic Concepts of Marine Seeds Release

Marine seeds release is a way to restore fish stocks by releasing fry or fingerling (marine seeds) raised in tanks on land into the sea. While aquaculture is compartmentalised and isolated from the outside, marine seeds release targets the commons.

2.2 General Status of Marine Seeds Release in South Korea

As of 2023 in South Korea, a total of 69 species (53 marine species, and 16 inland species) are managed for release. In particular, in 2007, the Fisheries Resources Management Act (FRMA) made it mandatory to conduct a release effectiveness survey to review the effectiveness of the release project. In 2011, the Korea Fisheries Resources Agency (FIRA) was established to take over the management of seeds releases from the NIFS. In 2016, a marine seeds certification system was introduced to ensure more thorough management of the released varieties. In 2016, a marine seeds certification system was introduced to ensure more thorough management of the released Varieties (FIRA, 2024a).

To improve the effectiveness of marine seeds release, FRMA specifies the place and time of release, the variety, and the size of the seeds. In particular, to enhance the effectiveness of the marine seeds release programme, a consultative committee is formed, and the opinions of fishermen are taken into consideration when selecting the seeds to be released. This process often involves the selection of local specialty varieties or species that are commonly caught in the area but have become overfished. Measures are also taken to ensure genetic diversity and prevent the spread of infectious diseases. In particular, a four-year research plan has been established to investigate the effectiveness of the releases, including marking and tracking surveys, recovery rate surveys, genetic research, and economic analysis. The budget for aquatic seeds release in 2022 was 41.3 million USD.

2.3 Effectiveness of Marine Seeds Release

We will look at the effectiveness of marine seeds release by focusing on the

varieties that have global statistics among the projects that are released as the main marine species in South Korea. To analyse the effectiveness of marine seeds release, South Korea uses recapture rates of fish stocks caught in marine seeds release areas. To identify the released marine seeds, tracking is done using methods such as building a genetic¹ database of the released individuals or tagging them.

2.3.1 Production and marine seed release of aquatic species

Among a total of 69 species of aquatic seeds release projects, I will select 10 species for which the characteristics of climate change and marine seeds can be well understood, and examine their production trends, seeds release effects, etc. Among a total of 69 species of aquatic seeds release projects, I will select 10 species for which the characteristics of climate change and marine seeds can be well understood, and examine their production trends, seeds release effects, etc (NIFS, 2024a ; 2024b). The species selected for this purpose are pacific cod, bastard halibut, stone flounder, fleshy prawn, swimming crab, blackhead seabream², black rockfish³, Alaska pollock, spotted sea bass, and barred knifejaw. For the convenience of discussion, detailed statistics on the production and seed release of each species are attached in Appendix separately and omitted from the main text, and only general trends are examined. The current status and trends of production and seeds release for these species are schematically shown in Figures 4 to 13. For stone flounder, spotted sea bass, and barred knifejaw, for which global production statistics are unknown, only Korean statistics were used. The current status and trends of production and seeds release for these species are schematically shown in Figures 4 to 13 (FIRA, 2024b).

2.3.2 Effects of marine seed release

The effects of marine seeds release vary for each species. Although no statistical method was used here, the seeds release that can clearly estimate its effectiveness on the graph when compared to the global production is swimming crab. Blackhead seabream shows a certain degree of correlation that the seeds release may have an effect. In the case of barred knifejaw, it is difficult to compare because there are no global production statistics, but the correlation between seeds release and domestic statistics is clearly visible. For other seeds, it is difficult to observe the effectiveness on the graph.

However, looking at the recapture rate performed by FIRA in the seeds release areas, the figures range from 3.2% to 63.4% (Table 1). Pacific cod is 3.2%, bastard halibut is 63.4%, stone flounder is 13.0%, fleshy prawn is 23%, swimming

1 When seeds are released, paternity between the mother and the released individuals is estimated through genetic markers or population genetic analysis.

2 There are some errors in this data, as Korean production statistics are larger than global production statistics, so only general trends should be viewed.

3 It's the same as the error in footnote 2.

Figure 4. Pacific cod production and seed release.

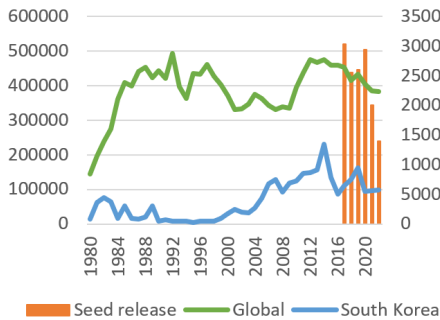


Figure 5. Bastard halibut production and seed release.

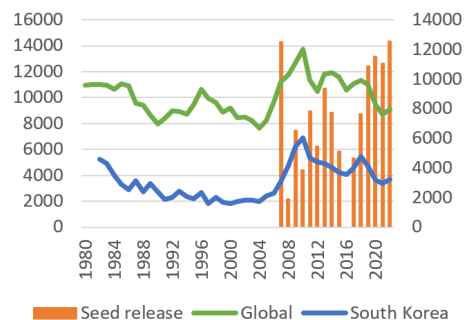


Figure 6. Stone flounder production and seed release.

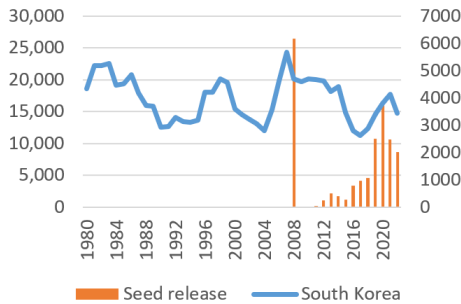


Figure 7. Fleishy prawn production and seed release.

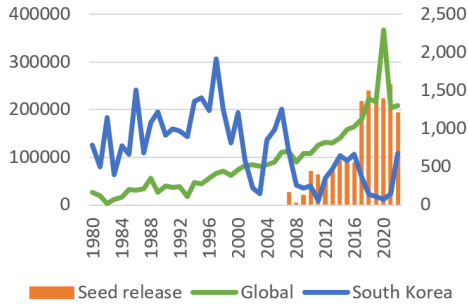


Figure 8. Swimming crab production and seed release.

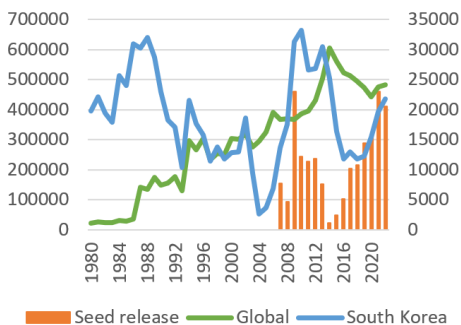


Figure 9. Blackhead seabream production and seed release.

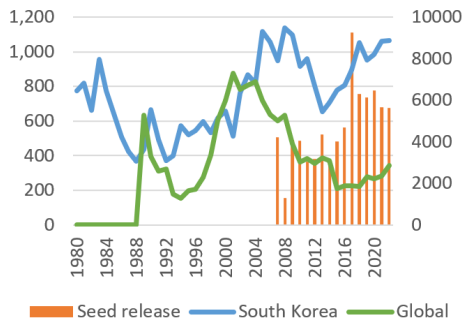


Figure 10. Black rockfish production and seed release. **Figure 11.** Alaska pollock production and seed release.

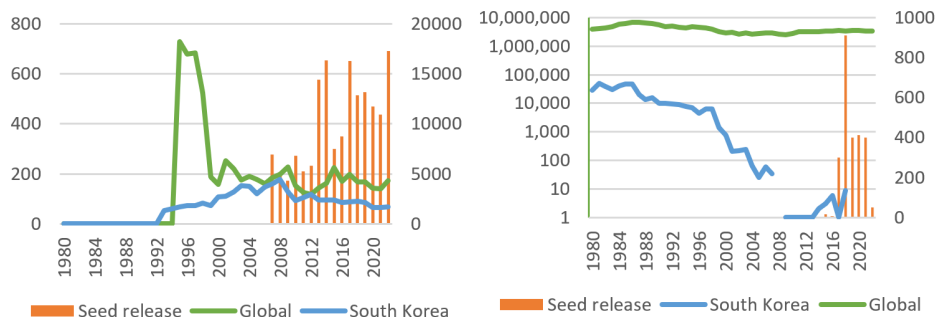


Figure 12. Spotted sea bass production and seed release.

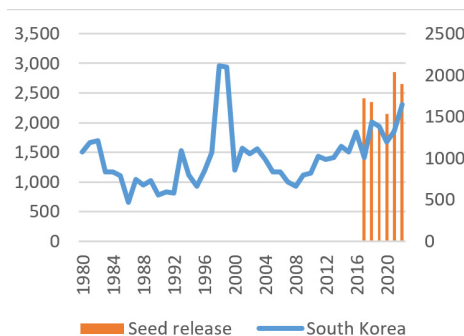


Figure 13. Barred knifejaw production and seed release.

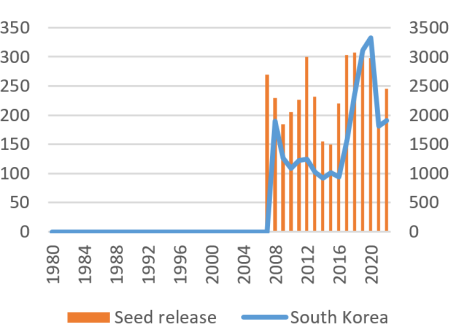


Table 1. Fish species characteristics and the effectiveness of marine seeds release

Fish species	Habitat water temperature ⁴	Migration characteristics	Recapture rate (%)	B/C
Pacific cod (<i>Gadus macrocephalus</i>)	Cold/temperate (0.8°C–14°C)	Wide-area migratory (300 to 500 km)	3.2	2.62
Bastard halibut (<i>Olive flounder</i> , <i>Paralichthys olivaceus</i>)	Temperate/warm (8.6°C–25°C)	Demersal sedentary	63.4	5.56

⁴ In this paper, for convenience, cold-water species are classified as mainly living below 10°C, temperate-

Table 1. Continued

Fish species	Habitat water temperature ⁴	Migration characteristics	Recapture rate (%)	B/C
Stone flounder (<i>Platichthys bicoloratus</i>)	-	Demersal sedentary	13	1.27
Fleshy prawn (<i>Fenneropenaeus chinensis</i>)	Warm	Migratory	23	3.57
Swimming crab (<i>Portunus trituberculatus</i>)	4°C–30°C	Migratory	4.8	4.21
Blackhead seabream (<i>Acanthopagrus schlegelii</i>)	Temperate/warm (13.1°C–25.4°C)	Sedentary	31.6	3.47
Black rockfish (<i>Sebastes schlegelii</i>)	Temperate/warm (8°C–21.3°C)	Migratory	32.2	2.01
Alaska pollock (Walleye pollock, <i>Gadus chalcogrammus</i>)	Cold (2°C–10°C)	Wide-area Migratory	-	-
Spotted sea bass (<i>Lateolabrax maculatus</i>)	Temperate/warm (12.7°C–26.3°C)	Coastal migratory	49.2	1.95
Barred knifejaw (<i>Oplegnathus fasciatus</i>)	Temperate/warm (16.1°C–25.2°C)	Coastal sedentary	13.2	1.05
<i>Haliotis discus</i>	-	Sedentary	55.0	2.59
<i>Apostichopus japonicus</i>	-	Sedentary	43.1	1.84

crab is 4.8%, blackhead seabream is 31.6%, black rockfish is 32.2%, spotted sea bass is 49.2%, and barred knifejaw is 13.2%.

In addition, B/C analysis was performed to analyse the feasibility of seeds release for each of these species⁵, and the results were 1.05 to 5.56, indicating that all are economically feasible.

water species are classified as mainly living between 10°C and 15°C, and warm-water species are classified as mainly living above 15°C.

⁵ Alaska pollack is excluded because there is no relevant data.

2.3.3. The suitability of marine seeds release as a climate change adaptation policy

The most important thing in marine seeds release projects is that the released marine seeds grow to adulthood and contribute to the reproduction of the stock. In the end, the effectiveness can only be seen in the recapture rate. Of course, if we also consider the B/C, we can check the efficiency of the project and decide whether to continue the project in the future.

Given the unique nature of the ocean environment, a recapture rate of 20% or more may be considered a very successful outcome. In the Table 1, the species with a recapture rate of more than 20% are bastard halibut, fleshy prawn, blackhead seabream, black rockfish, spotted sea bass, *Halotis discus* and *Apostichopus japonicus*.

Species with high recapture rates are predominantly temperate and/or warm-water species. In terms of migration characteristics, they are either (demersal) sedentary or local migratory species. In particular, all species with recapture rates above 50% are sedentary species. It can be concluded that it is the migration characteristics that have more influence on the recapture rate than the water temperature.

On the other hand, species that are cold-water species and have a wide range of migration can be considered to have significantly lower recapture rates. In particular, the recapture rate for Pacific cod was 3.2%, and for Alaska pollock it was difficult to determine the recapture rate. Of course, despite the low recapture rate for Pacific cod, the B/C was 2.62, which is a positive aspect that it is economically beneficial to continue the marine seeds release.

Rising ocean temperatures do not necessarily translate into an increase in warm-water fish species (NIFS, 2023). Fish and other aquatic organisms depend on many variables, including habitat, spawning grounds, prey, salinity, and oxygen levels, to affect their reproduction and migration, not just ocean temperature.

However, there are factors that seem to affect the effectiveness of marine seeds release in the context of climate change. In particular, the environment of the sea must be favourable for the particular species and the range of the species must be not as wide as possible. For cold-water, wide-ranging fish species such as Alaska pollock, it is difficult to see the effects of seeds release within a short period of time.

If similar marine seeds release projects are pursued in the future by South Korea or other countries, it would be advantageous to assess the suitability of the respective habitats for the specific species in advance and, if possible, to select species with narrower migratory ranges. In this regard, specific release procedures and preliminary impact studies in accordance with the FRMA will help to improve the effectiveness of the project.

Finally, there are limitations to this analysis. The effectiveness of marine seed release was mainly based on the recapture rate and B/C analysis results.

However, the factors affecting the effectiveness of marine seed release depend on many variables, including habitat, spawning grounds, prey, salinity, and oxygen levels, as mentioned above. This analysis has limitations in that it does not take these factors into account. These limitations should be supplemented in future studies.

3. Conclusion

As the ocean environment changes, the species of fish caught in South Korean Sea are also changing. As sea temperatures rise, the catch of some warm-water fish species has been steadily increasing, but this is not the case for all warm-water fish species.

One way to make fishing more sustainable is to release marine seeds. And what is even more important after discharge is to manage them in an appropriate way. Releasing marine seeds can promote the regeneration of marine ecosystems. Marine seeds release can be an important policy tool to overcome the difficulties of capture fisheries by leveraging advanced aquaculture technologies and can serve as a bridge to connect the strengths of aquaculture and capture fisheries. In other words, the marine seeds release is a good instrument for climate change adaptation policy that effectively combines the advantages of aquaculture and capture fisheries.

A review of South Korea's marine seeds release programme shows that mainly sedentary marine species and temperate and/or warm-water marine species are effective in Korean waters. While it is unlikely that the South Korea example can be replicated in other countries, it can at least help countries explore one alternative way to build fish stocks.

References

- Brander, K. M. (2007). Global Fish Production and Climate Change. *PNAS* 104(50):19709-19714.
- FAO. (2024a). *Fisheries Production Statistics, FishStatJ*. Rome: FAO.
- FAO. (2024b). *Fish Species Characteristics*. Retrieved from <https://www.fao.org/fishery/en/aqspecies/search>
- FAO. (2024c). *The State of World Fisheries and Aquaculture 2024: Blue Transformation in Action*. Rome: FAO.
- Fisheries Resources Agency (FIRA). (2024a). *Fisheries Seed Release Control Information*. Retrieved from https://www.fira.or.kr/fira/fira_030501_

1.jsp

- FIRA. (2024b). *Seed Release Management System*. Retrieved from <https://seed.fira.or.kr/relStats/actionRelStatsData.do>
- FishBase. (2024). *Fish Species Characteristics*. Retrieved from <https://fishbase.de/>
- Hoegh-Guldberg, O., and Bruno, J. F. (2010). The Impact of Climate Change on the World's Marine Ecosystems. *Science* 328(5985):1523-1528.
- Intergovernmental Panels on Climate Change. (IPCC). (2018). *Global Warming of 1.5°C*. Retrieved from https://www.ipcc.ch/site/assets/uploads/sites/2/2022/06/SR15_Full_Report_LR.pdf
- KOSIS. (2024). *Production Statistics by Fish Species*. Korean Statistical Information Service. Retrieved from https://kosis.kr/statHtml/statHtml.do?orgId=101&tblId=DT_1EW0001&vw_cd=MT_ZTITLE&list_id=K2_7&seqNo=&lang_mode=ko&language=kor&obj_var_id=&itm_id=&conn_path=MT_ZTITLE
- National Institute of Fisheries Science. (NIFS). (2019). *Assessment Report on Fisheries Impacts in a Changing Climate*. National Institute of Fisheries Science. Retrieved from <https://www.nifs.go.kr/portal/pw/rschB/actionRsltPblcViewPopup.do?rsltPubSeq=18398&histSeq=5>
- NIFS. (2023). *2023 Climate Change Impacts and Research Report on Fisheries*. National Institute of Fisheries Science. Retrieved from https://www.nifs.go.kr/rsh/result/rsltPblcPop.do?ORD=&RSLTPUB_SEQ=20719&HIST_SEQ=7&RSLTPUB_GN_CD=&PAGEINDEX=1
- NIFS. (2024a). *Fish Species Characteristics*. Retrieved from https://www.nifs.go.kr/frcenter/sub/species_search.html?searchClassCd1=&searchClassCd2=&rNationManage=&searchKeyword=Gadus+chalcogrammus&orderCondition=enName&pageUnit=10&pageIndex=1
- NIFS. (2024b). *Major Organisms Ecology and Life History*. Retrieved from <https://www.nifs.go.kr/contents/actionContentsCons0088.do>
- Saba, V., Borggaard, D., Caracappa, J. C., Chambers, R. C., Clay, P. M., Colburn, L. L., Deroba, J., DePiper, G., du Pontavice, H., Fratantoni, P., Ferguson, P., Gaichas, S., Hayes, S., Hyde, K., Johnson, M., Kocik, J., Keane, E., Kircheis, D., Large, S., Lipsky, A., Lucey, S., Mercer, A., Meseck, S., Miller, T. J., Morse, R., Orphanides, C., Reichert-Nguyen, J., Richardson, D., Smith, J., Vogel, R., Vogt, B., and Wikfors, G. (2023). NOAA Fisheries Research Geared Towards Climate-Ready Living Marine Resource Management in the Northeast United States, *PLOS Climate* 2(12):e0000323.
- Ye, Y., Cochrane, K., Bianchi, G., Willmann, R., Majkowski, J., Tandstad, M.,

and Carocci, F. (2013). Rebuilding Global Fisheries: The World Summit Goal, Costs and Benefits. *Fish and Fisheries* 14(2):174-185.

Appendix 1. Annual production and seed release by fish species (unit: tons [production], thousand [seed release])

Fish species	Pacific cod		Bastard halibut		Stone flounder		Fleshy prawn		Swimming crab		Blackhead seabream		Black rockfish		Alaska pollock		Spotted sea bass		Barred knifejaw		
	South Korea release	Global	South Korea release	Global	South Korea release	Global	South Korea release	Global	South Korea release	Global	South Korea release	Global	South Korea release	Global	South Korea release	Global	South Korea release	Global	South Korea release	Global	
1880	844	144,587	-	3,862	10,976	-	18,644	-	783	27,340	-	19,734	22,541	-	-	-	-	1,502	-	-	-
1881	3,646	195,356	-	4,706	11,028	-	22,242	-	502	19,211	-	22,181	26,321	-	-	-	-	1,667	-	-	-
1882	4,462	239,236	-	4,596	10,983	-	22,239	-	1,145	2,749	-	19,393	24,107	-	-	-	-	1,695	-	-	-
1883	3,784	274,962	-	4,312	10,973	-	22,549	-	396	12,288	-	17,854	23,456	-	-	-	-	1,176	-	-	-
1884	902	361,410	-	3,528	10,623	-	19,184	-	773	16,308	-	25,643	30,281	-	-	-	-	1,188	-	-	-
1885	2,996	409,593	-	2,863	11,067	-	19,432	-	667	33,191	-	23,960	29,188	-	-	-	-	1,104	-	-	-
1886	919	399,437	-	2,534	10,891	-	20,790	-	1,503	30,906	-	30,897	36,225	-	-	-	-	660	-	-	-
1887	839	441,778	-	3,150	9,540	-	17,982	-	683	34,469	-	30,273	142,780	-	-	-	-	1,043	-	-	-
1888	1,200	453,109	-	2,393	9,381	-	15,989	-	1,080	55,557	-	31,968	134,518	-	-	-	-	954	-	-	-
1889	3,020	423,451	-	2,945	8,663	-	15,856	-	1,220	26,430	-	28,753	174,885	-	-	-	-	1,022	-	-	-
1890	487	442,132	-	2,380	7,979	-	12,594	-	912	39,480	-	23,004	148,221	-	-	-	-	780	-	-	-
1891	663	419,905	-	1,885	8,370	-	12,706	-	998	37,117	-	18,300	154,765	-	-	-	-	831	-	-	-
1892	438	493,795	-	2,022	8,997	-	14,111	-	968	38,980	-	17,087	176,135	-	-	-	-	818	-	-	-
1893	481	397,054	-	2,454	8,922	-	13,466	-	897	17,479	-	10,419	130,641	-	-	-	-	1,523	-	-	-
1894	473	363,480	-	2,035	8,702	-	13,337	-	1,363	47,133	-	21,483	297,149	-	-	-	-	1,119	-	-	-
1895	273	433,855	-	1,914	9,472	-	13,674	-	1,406	44,449	-	17,851	265,295	-	-	-	-	925	-	-	-

Appendix 1. Continued

Fish species	Pacific cod		Bastard halibut		Stone flounder		Fleshy prawn		Swimming crab		Blackhead seabream		Black rockfish		Alaska pollock		Spotted sea bass		Barred knifejaw								
	South Korea	Global	South Korea	Seed release	South Korea	Seed release	South Korea	Global	Seed release	South Korea	Global	Seed release	South Korea	Global	Seed release	South Korea	Global	South Korea	Seed release	South Korea	Seed release						
2014	13,402	474,978	-	4,008	11,919	7,723	18,905	407	650	140,936	92,342	25,342	605,561	1,166	706	372	2,990	2,362	164	16,381	2	3,245,062	-	1,600	-	92	1,554
2015	7,820	458,696	-	3,705	11,611	5,116	14,925	275	581	158,973	88,082	16,374	560,831	2,402	780	211	4,036	2,369	225	7,498	3	3,372,735	15	1,511	-	101	1,499
2016	4,975	458,930	-	3,555	10,998	-	12,023	787	665	163,514	87,850	11,751	522,735	5,123	809	228	4,704	2,121	171	8,738	6	3,476,397	1	1,841	-	94	2,198
2017	6,479	452,232	30,300	3,989	11,073	4,670	11,212	958	359	181,055	216,233	12,941	512,568	10,228	896	228	9,264	2,179	198	16,305	1	3,488,651	300	1,410	1,725	156	3,035
2018	7,511	415,156	25,500	4,762	11,326	7,662	12,292	1,068	143	223,225	238,903	11,770	493,146	10,739	1,053	224	6,304	2,259	168	12,839	9	3,395,722	910	2,012	1,680	238	3,072
2019	9,520	432,851	26,010	4,107	11,030	10,892	14,672	2,497	115	215,550	219,143	12,306	472,902	14,403	952	281	6,146	2,136	167	13,167	-	3,494,660	400	1,941	1,357	312	3,020
2020	5,507	405,095	29,400	3,182	9,467	11,504	16,360	3,751	77	367,431	222,020	15,417	442,138	15,799	983	266	6,465	1,643	143	11,709	-	3,544,256	411	1,675	1,531	333	2,976
2021	5,629	385,212	20,000	2,923	8,713	11,077	17,683	2,485	144	204,255	252,737	19,715	476,019	22,961	1,062	282	5,669	1,617	140	10,936	-	3,484,189	400	1,856	2,035	181	1,825
2022	5,734	382,635	14,000	3,208	9,107	12,577	14,739	2,009	674	208,193	193,191	21,809	481,505	20,543	1,064	343	5,621	1,725	173	17,303	-	3,358,618	50	2,306	1,893	191	2,457

Notes to Contributors

Manuscript. Submissions should be clear and concise. Manuscripts will be accepted with the understanding that their contents are unpublished and not being submitted for publication elsewhere. All parts of the manuscript, including the title page, abstract, tables and legends should be typed in English. Allow margins of at least 3cm on all sides of typed pages. Pages must be numbered consecutively throughout the paper.

Title. Must be as brief as possible and consistent with clarity (6 to 12 words). Authors should also supply a shortened version of the title suitable for the running head, not to exceed 50 character spaces.

Author Affiliation. Include the full names of authors, academic and/or professional affiliations and the complete mailing address of the author to whom proofs and correspondence should be sent as well as the address information of all of the authors.

Abstract. Each paper should be summarized in an abstract of not more than 150 words. Avoid abbreviations, diagrams and references to the text.

Key words. Authors must supply three to five keywords or phrases which identify the most important subjects covered by the paper.

Mathematical Notation. Use only essential mathematical notation as it is costly to typeset and may limit readership. Where mathematical notation is essential, keep it simple and in conformance with conventions of the profession.

References. Citations within the text must include the author name(s) and the data in parentheses [i.e., Smith, Jones, and Cutler (1993)]. Use et al. in the text only when four or more authors are cited. Do not use et al. in the references. Alphabetize the reference section and include all text citations. For more information, consult the *Chicago Manual of Style*. Follow these examples:

- **Journal** - Koenig, E. F. (1984) Fisheries Regulation Under Uncertainty: A Dynamic Analysis. *Marine Resource Economics* 1(2):193-208.
- **Book** - Heaps, T. and Helliwell, J. F. (1985) *The Taxation of Natural Resources. Handbook of Public Economics*, Vol. I, Auerback, A. J. and Feldstein, M. (eds.), pp. 21-72. Amsterdam: North-Holland.

Data and Documentation. Data sources, models and estimation procedures are expected to be documented to permit replication by other researchers. Data used in the analyses should be made available to other researchers for replication purposes. Submission of appendices, model documentation and other supporting materials is encouraged to facilitate the review process.

The Ethical Guidelines

Preamble.

The KMI International Journal of Maritime Affairs and Fisheries (hereinafter referred to as the "the journal", www.kmij.org) is a peer-review journal of ocean policy studies and marine data analytics. The journal offers researchers, analysts and policy makers a distinct combination of legal, political, social and economic analyses. The journal covers a range of international, regional and national marine policies; management and regulation of marine activities including fisheries, ports and logistics; marine affairs, which encompasses the topics of marine pollution and conservation as well as the use of marine resources. Editors of the journal are responsible for organizing and keeping guidelines of reviewing and accepting manuscripts submitted to the journal.

1. General rules

- The guidelines describe measures to set up ethics and hinder malpractices in management of the journal.
- The guidelines apply to those who join the publication of the journal.
- The terms are defined as follows.

Forgery implies the behavior of distorting data.

Falsification implies the behavior of twisting the truth of research performance or findings by deforming research findings, processes, devices, etc., artificially transforming or deleting data arbitrarily.

KMI is an initialism for the Korea Maritime Institute.

Plagiarism implies the behavior of borrowing the concepts, research facts, results, etc., of other people without proper references or notations.

Display of unjustified manuscript and paper authors implies the behavior of granting authorship to a person who has not given or made technical or scientific contribution to the content or results of research.

Double publication implies the act of publishing texts identical or similar to two or more academic journals.

Self-plagiarism implies a sort of **Plagiarism** in which an author republishes a previous work entirely or partially without referring to the previous publication.

The guidelines refer to the Ethical Guidelines.

2. Ethical rules for editors

- **Liability of editors:** Editors should be responsible for deciding whether to respect authors' character, independently as scholars, and publish submitted manuscripts and papers.
- **Fairness of paper treatment:** Editors should treat manuscripts and papers fairly on the basis of manuscript and paper quality and the Ethical Guidelines regardless of gender, age, nationality, organization, prejudice, or private relationship.
- **Objectivity of reviewer selection:** Editors should assist the reviewers utilizing their expertise and fair judgment to evaluate submitted manuscripts and papers. Editors should ensure manuscripts and papers evaluated as objectively as possible by avoiding the reviewers who may have an antagonistic or positive bias towards certain authors.
- **Non-exposure of the manuscripts and the paper review process:** Editors should not expose information on authors or submitted manuscripts and papers to persons except reviewers until it is decided whether to publish the manuscripts and papers.

3. Ethical rules for reviewers

- **Honesty and punctuality of manuscript and paper review:** Reviewers assigned to assess should evaluate the manuscripts and the papers reliably and give notice of the results to editors within a certain period of time. When considering themselves disqualified for review, reviewers should inform editors of the fact without hesitation.
- **Impartiality of manuscript and paper review:** Reviewers should review the manuscripts and papers evenly in accordance with the objective criteria. The reviewers should not depreciate the manuscripts and the papers without sufficient basis or refuse them for the reason of colliding with their own views or interpretations.
- **Validity of manuscript and paper review:** Reviewers should respect the intellectual tendency of the author. The reviewers should clarify their judgments and explain in detail the reasons for supplementation in an evaluation sheet, if necessary.
- **Confidentiality of review and disallowance of prior citation:** Reviewers should maintain confidentiality of the contents within the manuscripts and the papers. Except when seeking special advice for evaluation, it is recommended that reviewers do not show manuscripts and papers to others or discuss them on any level. Additionally, reviewers should not cite manuscripts and papers without authors' consent before the publication of the journal that includes the manuscripts and the papers.

4. Ethical rules for authors

- **Research wrongdoing:** Authors are not allowed to forge, falsify or pirate manuscripts and papers, or display unreasonable authorship.
- **Double publication:** Authors are not allowed to submit the studies previously published, nor those set to be published, nor those under review to other academic journals or

publications. This principle does not apply to manuscripts and papers presented at research conferences, research reports, dissertations, nor those openly unpublished, etc. In this case, the fact should be notified to editors and readers.

- **Citation:** Academic materials should be cited precisely and along with their clear and distinct sources. Data privately obtained should be cited only after receiving agreement from the person who produced the information. If the writings or ideas of others are cited or borrowed, respectively, the fact must be specified using footnotes.

5. Enforcement guidelines for research ethics

- **Vow of ethics keeping:** Authors who submit their manuscripts and papers to the KMI or are entrusted with manuscript review and paper review will be considered to have pledged to keep these guidelines.
- **Report of ethics violation:** If authors or reviewers have violated research ethics, the editor-in-chief of the journal as a representative of KMI should rectify the problems involving processes or results. If any problem has proved to be a clear violation of research ethics, the case should be assigned to the Ethics Committee of the journal. The editor-in-chief of the journal nominates the Director and four members of the Ethics Committee of the journal.
- **Composition and convocation of the Ethics Committee:** The Director should convene a meeting of the Ethics Committee within 7 working days after the appointment of the Director and the four members. The Director should be the Chair of the Ethics Committee meeting.
- **Request for attending and material submission:** The Ethics Committee may request informer and suspect to submit materials and to attend its meeting. In this case, suspects should accept the request. The very non-acceptance of suspects violates research ethics.
- **Right protection and confidentiality of informer and suspect:** The identities of informer shall not be disclosed to any third person directly or indirectly. Care should be taken lest the suspects' honor or rights should be infringed on until verification is completed on whether they are involved in any wrongdoing.
- **Judgement of the Ethics Committee meeting:** The Ethics Committee meeting can discuss with more than half of the members present and vote on the contents and results with two-thirds of the members or more present.
- **Report of the Ethics Committee meeting:** The Director shall prepare a results report of the Ethics Committee meeting and submit the result to the editor-in-chief of the journal in five working days following the judgement.
- **Notice of the judgement and decision of editor-in-chief to the author:** The editor-in-chief of the journal shall accept the **Judgement of** the Ethics Committee meeting if any prejudice or private interest of the Ethics Committee is not found. The **Judgement of** the Ethics Committee includes ethics violation, measures and sanctions for the ethics violation. The editor-in-chief of the journal shall notice **the judgement of** the Ethics Committee and the final decision of the editor-in-chief **to the author** in five working days after the arrival of the judgement. If the editor-in-chief of the journal finds any prejudice or private interest

of the Ethics Committee, the editor-in-chief re-appoints the Director and four members of the Ethics Committee of the journal.

- **Opposition of the author:** If the author or the information provider of the **ethics violation is not satisfied with the judgement of** the Ethics Committee and the decision of the editor-in-chief, the author or the information provider may file up the objection to the editor-in-chief. In that case, the editor-in-chief shall give notice of the objection to the Director within 7 working days after the filing. The Director shall review the case within 12 working days after notice is given by the editor-in-chief.
- **Measures and sanctions for ethical violations:** The Ethics Committee shall apply measures and sanctions in accordance with the types, contents, and degrees of the intention of ethical violations, such as amendment or prohibition of publication in the journal, cautions or warnings, and restrictions of submission of an article to the journal.

6. Date of Enforcement

The guidelines shall come into effect as of the 29th of May, 2021.

