

SHIPPING FINANCE
DAILY MONITOR

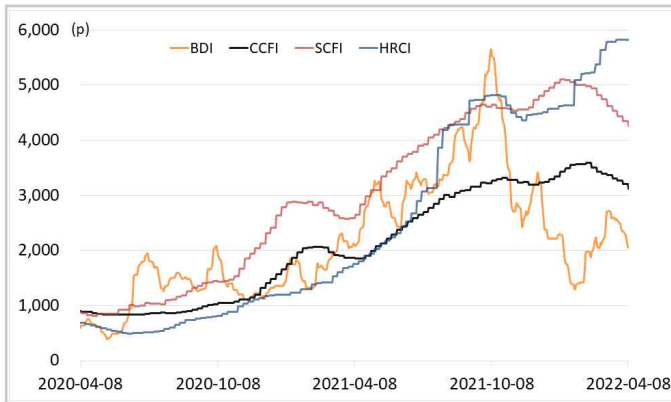
해운운임지수	'20년말	'21년말	3월말	4월7일	4월8일	전일비	전월말비	21년말비
BDI	1,366	2,217	2,358	2,061	2,055	▼0.29%	▼12.85%	▼7.31%
VLCC Average Earnings LongRun	20,386	2,255	-14,243	-2,738	15,696	▲673.27%	▲210.20%	▲596.05%
CCFI	1,577	3,344	3,275	3,205	3,118	▼2.72%	▼4.80%	▼6.77%
SCFI	2,642	5,047	4,434	4,349	4,264	▼1.96%	▼3.84%	▼15.52%
HRCI	1,197	4,575	5,819	5,819	5,819	-	-	▲27.19%
신조선가	'20년말	'21년말	3월말	4월7일	4월8일	전일비	전월말비	21년말비
176-180K DWT Capesize Bulkcarrier Newbuilding Prices(\$m)	47	61	62	62	63	▲0.81%	▲1.63%	▲3.31%
315-320K DWT VLCC Newbuilding Prices(\$m)	85	112	115	115	116	▲0.43%	▲0.43%	▲3.13%
Containership 15,000/16,000 TEU G'less Newbuilding Prices(\$m)	106	155	156	157	157	▲0.32%	▲0.64%	▲1.29%
글로벌 해운기업 주가	'20년말	'21년말	3월말	4월7일	4월8일	전일비	전월말비	21년말비
A.P. Moller-Maersk A/S(Maersk-B.CO) (DKK)	13,271	23,450	20,370	17,820	18,055	▲1.32%	▼11.36%	▼23.01%
COSCO SHIPPING Holdings Co., Ltd. (CICOY) (USD)	6	10	9	8	8	▼1.09%	▼7.38%	▼14.47%
Nippon Yusen Kabushiki Kaisha (9101.T) (JPY)	2,331	8,760	10,760	9,240	9,160	▼0.87%	▼14.87%	▲4.57%
Kawasaki Kisen Kaisha, Ltd. (9107.T) (JPY)	2,112	6,920	8,020	7,060	7,110	▲0.71%	▼11.35%	▲2.75%
Orient Overseas (International) Limited (0316.HK) (HKD)	73	192	209	191	197	▲3.04%	▼6.02%	▲2.61%
Evergreen Marine Corporation (Taiwan) Ltd. (2603.TW) (TWD)	41	143	135	129	136	▲5.45%	▲0.37%	▼4.91%
Wan Hai Lines Ltd. (2615.TW) (TWD)	53	199	159	150	154	▲3.01%	▼2.84%	▼22.42%
국내 해운기업 주가	'20년말	'21년말	3월말	4월7일	4월8일	전일비	전월말비	21년말비
HMM(원)	13,950	26,900	29,150	25,800	25,950	▲0.58%	▼10.98%	▼3.53%
대한해운(원)	2,833	2,640	2,785	2,630	2,635	▲0.19%	▼5.39%	▼0.19%
팬오션(원)	5,020	5,410	6,990	6,330	6,400	▲1.11%	▼8.44%	▲18.30%
KSS해운(원)	10,350	11,850	11,700	11,450	11,400	▼0.44%	▼2.56%	▼3.80%
KCTC(원)	3,750	6,220	6,270	6,200	6,330	▲2.10%	▲0.96%	▲1.77%
Korea shipping stock price index(2019.1.2=100)	193	402	448	401	404	▲0.67%	▼10.00%	▲0.32%
국내 조선기업 주가	'20년말	'21년말	3월말	4월7일	4월8일	전일비	전월말비	21년말비
한국조선해양(원)	108,500	94,600	88,900	82,300	82,400	▲0.12%	▼7.31%	▼12.90%
현대미포조선(원)	48,000	70,000	78,300	73,100	74,000	▲1.23%	▼5.49%	▲5.71%
대우조선해양(원)	27,400	23,050	24,800	23,750	23,800	▲0.21%	▼4.03%	▲3.25%
삼성중공업(원)	7,040	5,670	5,680	5,410	5,450	▲0.74%	▼4.05%	▼3.88%
현대중공업주(원)	56,700	53,700	53,800	54,500	54,800	▲0.55%	▲1.86%	▲2.05%
Korea shipbuilding stock price index(2019.1.2=100)	86	85	86	82	82	▲0.53%	▼4.04%	▼3.44%
국내 조선기자재기업 주가	'20년말	'21년말	3월말	4월7일	4월8일	전일비	전월말비	21년말비
STX중공업(원)	3,860	4,740	4,950	4,950	4,985	▲0.71%	▲0.71%	▲5.17%
STX엔진(원)	7,280	9,600	12,950	12,250	12,600	▲2.86%	▼2.70%	▲31.25%
HSD엔진(원)	8,400	8,340	9,180	8,950	8,960	▲0.11%	▼2.40%	▲7.43%
한국카본(원)	13,450	10,750	11,750	10,950	11,100	▲1.37%	▼5.53%	▲3.26%
오리엔탈정공(원)	2,460	3,675	3,600	3,475	3,445	▼0.86%	▼4.31%	▼6.26%
한라HMS(원)	6,390	5,070	5,970	5,810	5,730	▼1.38%	▼4.02%	▲13.02%
인화정공(원)	7,000	13,800	15,950	14,750	14,900	▲1.02%	▼6.58%	▲7.97%
Korea marine equipment stock price index(2019.1.2=100)	147	169	189	181	182	▲0.86%	▼3.72%	▲8.22%
국내 선박투자회사 주가	'20년말	'21년말	3월말	4월7일	4월8일	전일비	전월말비	21년말비
하이골드3호(원)	1,235	2,660	2,745	2,765	2,770	▲0.18%	▲0.91%	▲4.14%
바다로19호(원)	2,365	2,965	3,175	3,185	3,215	▲0.94%	▲1.26%	▲8.43%

SHIPPING FINANCE DAILY MONITOR

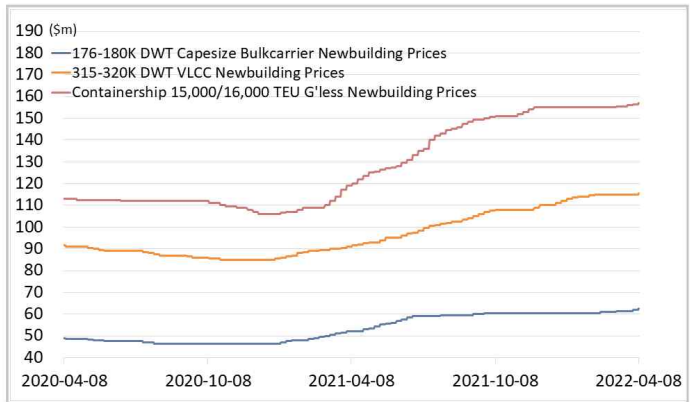
Vol.183 2022.04.11

글로벌 주가지수	'20년말	'21년말	3월말	4월7일	4월8일	전일비	전월말비	21년말비
미국 Dow Jones	30,606	36,338	34,678	34,584	34,721	▲0.40%	▲0.12%	▼4.45%
미국 S&P 500	3,756	4,766	4,530	4,500	4,488	▼0.27%	▼0.93%	▼5.83%
한국 Kospi	2,873	2,978	2,758	2,696	2,700	▲0.17%	▼2.08%	▼9.31%
독일 DAX	31	32	28	28	28	▲0.04%	▼1.60%	▼14.44%
영국 FTSE 100	6,461	7,385	7,516	7,552	7,670	▲1.56%	▲2.05%	▲3.86%
중국 A50	17,707	15,698	13,751	13,851	13,932	▲0.58%	▲1.32%	▼11.25%
일본 Nikkei	27,444	28,792	27,821	26,889	26,986	▲0.36%	▼3.00%	▼6.27%
MSCI 지수	'20년말	'21년말	3월말	4월7일	4월8일	전일비	전월말비	21년말비
MSCI World	2,690	3,232	3,053	3,014	3,012	▼0.06%	▼1.34%	▼6.79%
MSCI Emerging Markets	1,291	1,232	1,142	1,126	1,128	▲0.17%	▼1.21%	▼8.45%
MSCI Frontier Markets	572	666	608	613	615	▲0.33%	▲1.11%	▼7.64%
변동성지수	'20년말	'21년말	3월말	4월7일	4월8일	전일비	전월말비	21년말비
미국 변동성지수(VIX)	22.75	17.22	20.56	21.55	21.16	▼1.81%	▲2.92%	▲22.88%
신흥국 변동성지수(VXEEM)	24.74	19.32	24.50	25.48	24.08	▼5.49%	▼1.71%	▲24.64%
한국 변동성지수(VKOSPI)	22.09	16.5	17.14	17.78	17.10	▼3.82%	▼0.23%	▲3.64%
환율	'20년말	'21년말	3월말	4월7일	4월8일	전일비	전월말비	21년말비
원/달러 환율	1,088	1,191	1,214	1,221	1,228	▲0.61%	▲1.19%	▲3.15%
원/유로 환율	1,336	1,348	1,347	1,329	1,337	▲0.54%	▼0.77%	▼0.86%
원/엔 환율	1,056	1,034	997	986	989	▲0.38%	▼0.74%	▼4.31%
금리	'20년말	'21년말	3월말	4월7일	4월8일	전일비	전월말비	21년말비
콜 금리(%)	0.61	1.12	1.45	1.18	1.16	▼0.020%p	▼0.296%p	▲0.043%p
CD 91일(%)	0.66	1.29	1.51	1.51	1.51	-	-	▲0.220%p
국고채 3년(%)	0.98	1.80	2.66	2.91	2.99	▲0.082%p	▲0.324%p	▲1.188%p
회사채 3년 AA-(%)	2.21	2.42	3.34	3.56	3.64	▲0.074%p	▲0.296%p	▲1.221%p
미국 국채 10년(%)	0.92	1.51	2.35	2.67	2.70	▲0.039%p	▲0.359%p	▲1.192%p
독일 국채 10년(%)	-0.58	-0.18	0.55	0.68	0.71	▲0.030%p	▲0.162%p	▲0.889%p
영국 국채 10년(%)	0.20	0.97	1.63	1.74	1.75	▲0.016%p	▲0.125%p	▲0.781%p
일본 국채 10년(%)	0.02	0.07	0.21	0.23	0.23	▼0.004%p	▲0.017%p	▲0.155%p
원자재	'20년말	'21년말	3월말	4월7일	4월8일	전일비	전월말비	21년말비
원유(WTI, USD/bbl.)	49	75	100	96	98	▲2.32%	▼2.01%	▲30.65%
원유(Brent, USD/bbl.)	52	78	108	101	103	▲2.19%	▼4.75%	▲32.14%
금(USD/troz)	1,888	1,806	1,942	1,932	1,941	▲0.47%	▼0.04%	▲7.51%
구리(USD/ton)	7,742	9,692	10,337	10,292	10,390	▲0.95%	▲0.51%	▲7.20%
호주산 철광석(청다오 수입가, USD/DMT)	159	120	158	155	153	▼1.22%	▼2.69%	▲28.25%
인도네시아산 연료탄(광저우 수입가, 위안/톤)	670	680	890	890	890	-	-	▲30.88%
호주산 원료탄(중국 수입가, USD/톤)	114	369	527	401	399	▼0.50%	▼24.29%	▲8.13%
대두(cent/bushel)	1,315	1,329	1,618	1,646	1,689	▲2.64%	▲4.37%	▲27.11%
소맥(cent/bushel)	641	771	1,006	1,020	1,052	▲3.09%	▲4.52%	▲36.43%

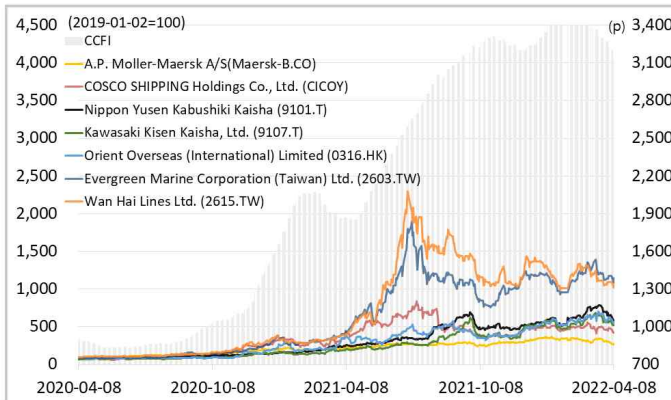
해운운임지수



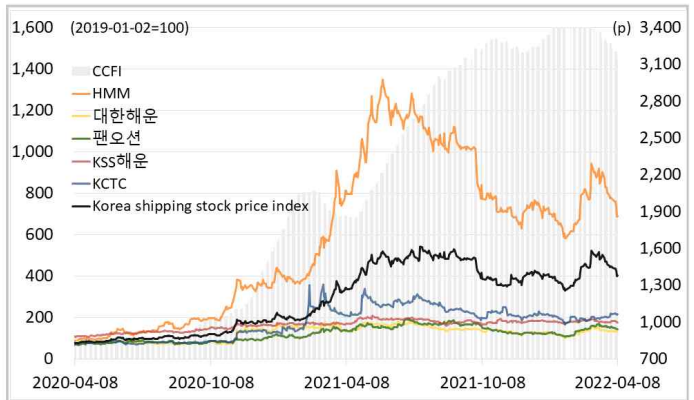
신조선가



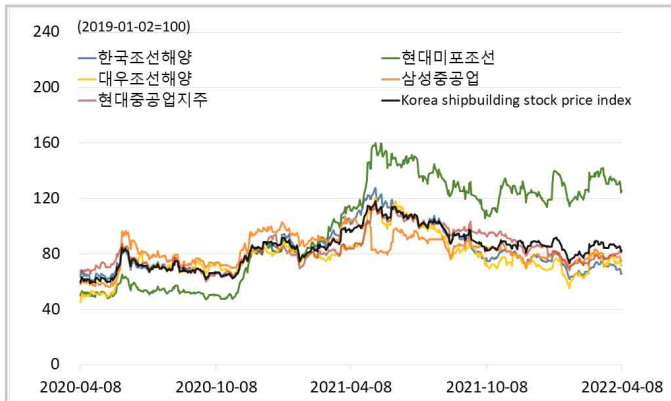
글로벌 해운기업 주가



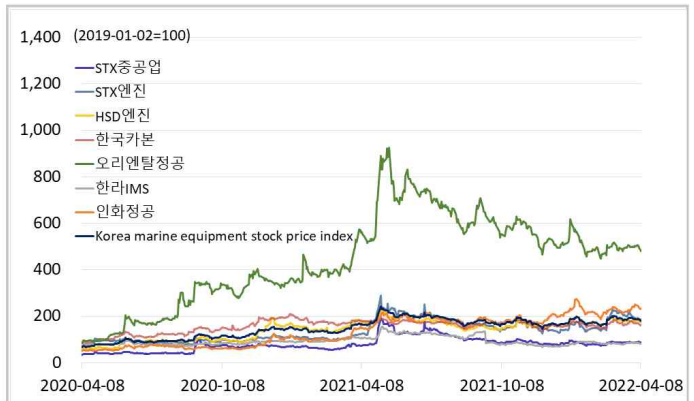
국내 해운기업 주가



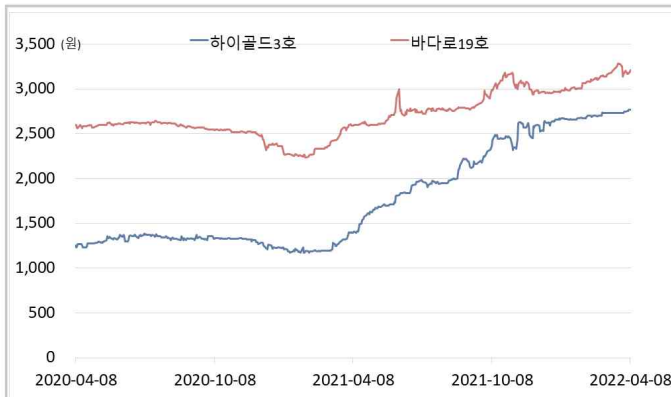
국내 조선기업 주가



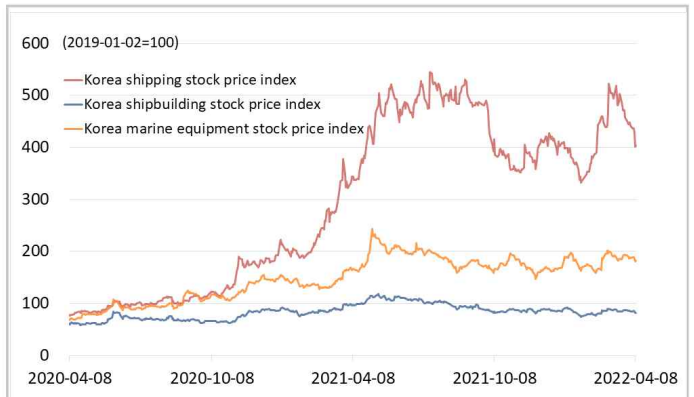
국내 조선기자재기업 주가



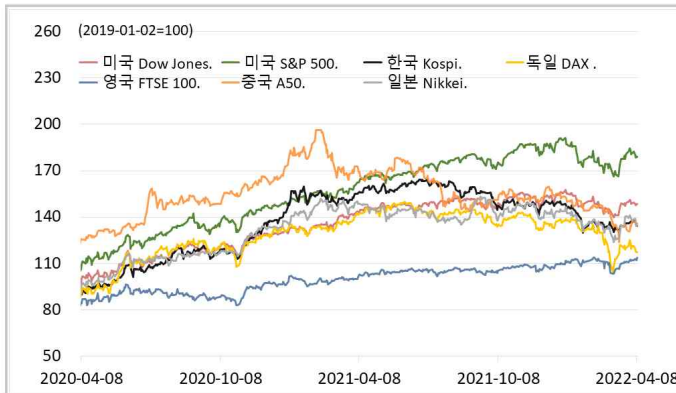
국내 선박투자회사 주가



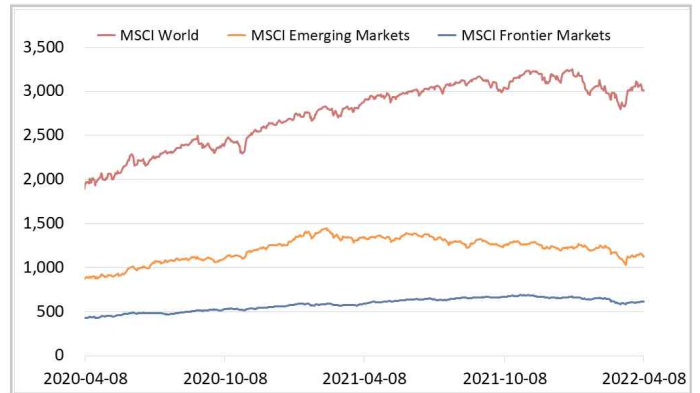
해운·조선·기자재 주가지수



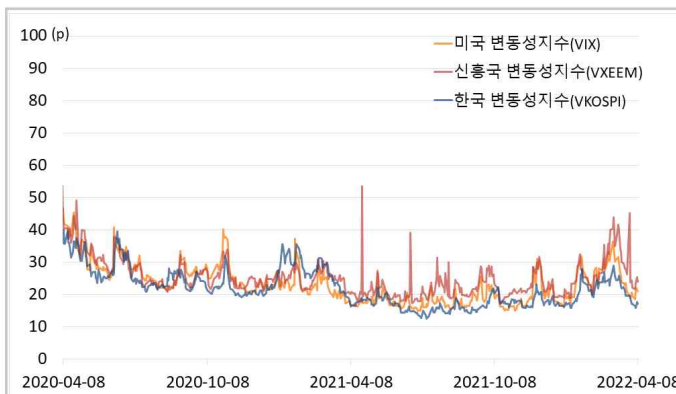
글로벌 주가지수



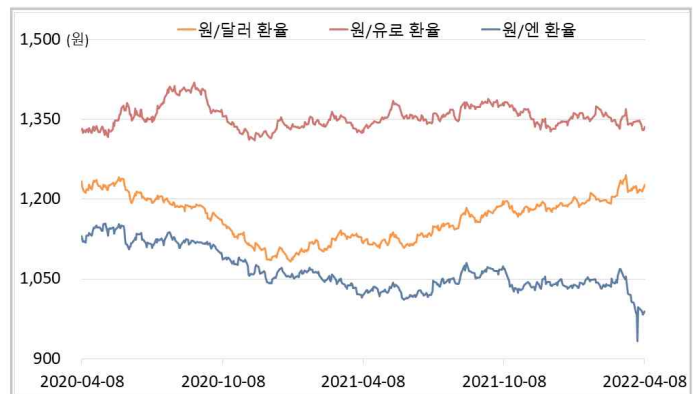
MSCI



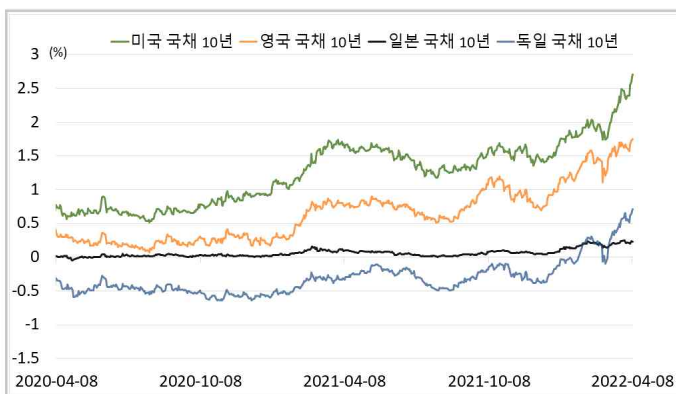
변동성지수



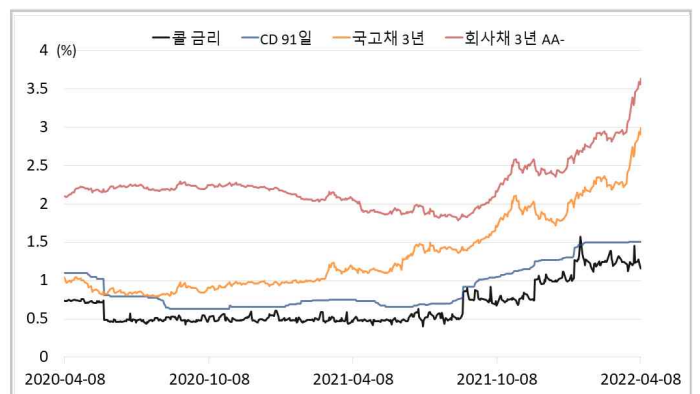
환율



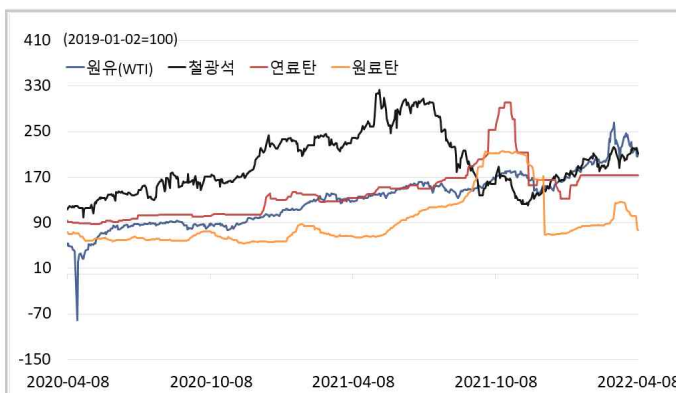
글로벌 금리 및 채권수익률



국내 금리 및 채권수익률



원자재(Iron Ore & Energy)



원자재(기타)

