

SHIPPING FINANCE  
DAILY MONITOR

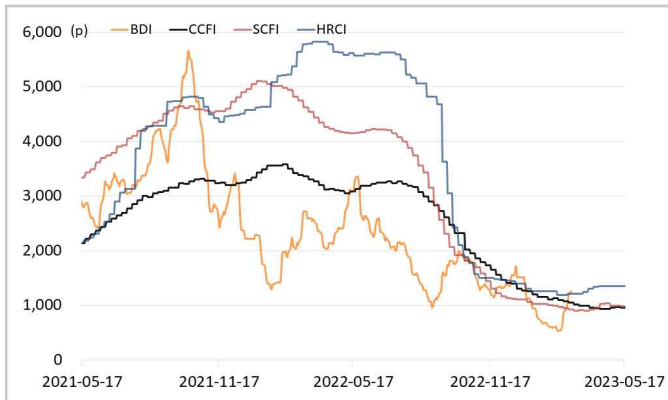
해운운임지수	'21년말	'22년말	4월말	5월16일	5월17일	전일비	전월말비	22년말비
BDI	2,217	1,515	1,576	1,476	1,425	▼3.46%	▼9.58%	▼5.94%
VLCC Average Earnings LongRun	2,255	44,765	49,783	34,342	34,342	-	▼31.02%	▼23.28%
CCFI	3,344	1,271	964	956	956	-	▼0.89%	▼24.81%
SCFI	5,047	1,108	1,000	983	983	-	▼1.63%	▼11.21%
HRCI	4,575	1,397	1,352	1,352	1,352	-	-	▼3.22%
신조선가	'21년말	'22년말	4월말	5월16일	5월17일	전일비	전월말비	22년말비
176-180K DWT Capesize Bulkcarrier Newbuilding Prices(\$m)	60.50	60.50	61.75	62.00	62.00	-	▲0.40%	▲2.48%
315-320K DWT VLCC Newbuilding Prices(\$m)	112.00	120.00	122.00	124.00	124.00	-	▲1.64%	▲3.33%
Containership 15,000/16,000 TEU G'less Newbuilding Prices(\$m)	155.00	153.00	155.50	158.00	158.00	-	▲1.61%	▲3.27%
글로벌 해운기업 주가	'21년말	'22년말	4월말	5월16일	5월17일	전일비	전월말비	22년말비
A.P. Moller-Maersk A/S(Maersk-B.CO) (DKK)	23,450	15,620	12,195	12,005	11,860	▼1.21%	▼2.75%	▼24.07%
COSCO SHIPPING Holdings Co., Ltd. (CICOY) (USD)	9.54	5.08	5.71	6.03	6.00	▼0.50%	▲5.08%	▲18.11%
Nippon Yusen Kabushiki Kaisha (9101.T) (JPY)	2,920	3,110	3,203	3,034	2,989	▼1.48%	▼6.68%	▼3.89%
Kawasaki Kisen Kaisha, Ltd. (9107.T) (JPY)	2,307	2,787	3,225	3,260	3,175	▼2.61%	▼1.55%	▲13.92%
Orient Overseas (International) Limited (0316.HK) (HKD)	191.80	141.00	158.80	153.80	150.30	▼2.28%	▼5.35%	▲6.60%
Evergreen Marine Corporation (Taiwan) Ltd. (2603.TW) (TWD)	356.25	163.00	161.50	151.00	151.00	-	▼6.50%	▼7.36%
Wan Hai Lines Ltd. (2615.TW) (TWD)	198.50	80.10	65.00	59.60	60.20	▲1.01%	▼7.38%	▼24.84%
국내 해운기업 주가	'21년말	'22년말	4월말	5월16일	5월17일	전일비	전월말비	22년말비
HMM(원)	26,900	19,550	20,400	18,800	18,300	▼2.66%	▼10.29%	▼6.39%
대한해운(원)	2,640	2,175	2,060	1,999	1,996	▼0.15%	▼3.11%	▼8.23%
팬오션(원)	5,410	5,730	5,440	5,100	5,100	-	▼6.25%	▼10.99%
KSS해운(원)	11,850	9,250	8,170	8,460	8,400	▼0.71%	▲2.82%	▼9.19%
KCTC(원)	6,220	4,550	4,180	4,130	4,190	▲1.45%	▲0.24%	▼7.91%
Korea shipping stock price index(2019.1.2=100)	402	317	321	299	293	▼1.90%	▼8.83%	▼7.58%
국내 조선기업 주가	'21년말	'22년말	4월말	5월16일	5월17일	전일비	전월말비	22년말비
한국조선해양(원)	94,600	70,700	84,800	87,000	86,900	▼0.11%	▲2.48%	▲22.91%
현대미포조선(원)	70,000	84,500	73,400	68,900	67,900	▼1.45%	▼7.49%	▼19.64%
대우조선해양(원)	23,050	18,950	26,950	25,250	25,350	▲0.40%	▼5.94%	▲33.77%
삼성중공업(원)	5,670	5,110	5,680	5,480	5,490	▲0.18%	▼3.35%	▲7.44%
HD현대(원)	53,700	57,100	59,200	57,400	57,300	▼0.17%	▼3.21%	▲0.35%
Korea shipbuilding stock price index(2019.1.2=100)	85	78	86	84	84	▼0.17%	▼2.60%	▲7.83%
국내 조선기자재기업 주가	'21년말	'22년말	4월말	5월16일	5월17일	전일비	전월말비	22년말비
STX중공업(원)	4,740	7,080	5,390	5,100	5,030	▼1.37%	▼6.68%	▼28.95%
STX엔진(원)	9,600	13,450	12,730	12,700	12,800	▲0.79%	▲0.55%	▼4.83%
HSD엔진(원)	8,340	7,420	7,770	7,650	7,700	▲0.65%	▼0.90%	▲3.77%
한국카본(원)	10,750	11,050	11,450	10,950	10,900	▼0.46%	▼4.80%	▼1.36%
오리엔탈정공(원)	3,675	2,295	3,355	3,265	3,350	▲2.60%	▼0.15%	▲45.97%
한라HMS(원)	5,070	5,790	6,600	7,480	7,070	▼5.48%	▲7.12%	▲22.11%
인화정공(원)	13,800	12,600	10,260	10,360	10,380	▲0.19%	▲1.17%	▼17.62%
Korea marine equipment stock price index(2019.1.2=100)	169	195	197	194	194	▼0.08%	▼1.53%	▼0.48%
국내 선박투자회사 주가	'21년말	'22년말	4월말	5월16일	5월17일	전일비	전월말비	22년말비
바다로19호(원)	2,965	2,975	2,940	2,890	2,890	-	▼1.70%	▼2.86%

# SHIPPING FINANCE DAILY MONITOR

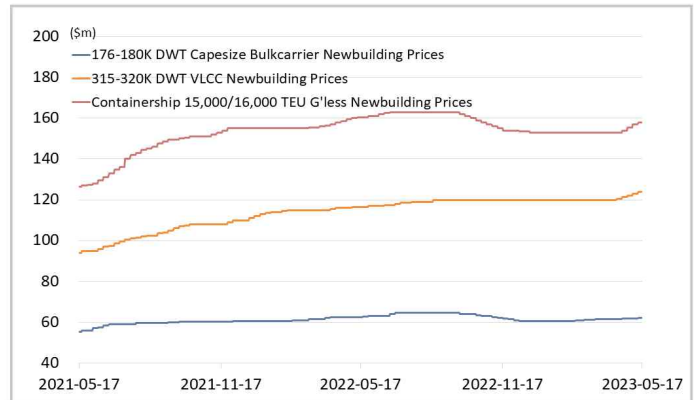
Vol.456 2023.05.18

글로벌 주가지수	'21년말	'22년말	4월말	5월16일	5월17일	전일비	전월말비	22년말비
미국 Dow Jones	36,338	33,147	34,098	33,012	33,421	▲1.24%	▼1.99%	▲0.83%
미국 S&P 500	4,766	3,840	4,169	4,110	4,159	▲1.19%	▼0.26%	▲8.32%
한국 KOSPI	2,978	2,236	2,502	2,480	2,495	▲0.58%	▼0.27%	▲11.55%
독일 DAX	32.33	25.60	30.29	29.60	29.89	▲0.98%	▼1.32%	▲16.76%
영국 FTSE 100	7,385	7,452	7,871	7,751	7,723	▼0.36%	▼1.87%	▲3.64%
중국 A50	15,698	13,004	13,196	13,134	13,041	▼0.71%	▼1.18%	▲0.28%
일본 Nikkei	28,792	26,095	28,856	29,843	30,094	▲0.84%	▲4.29%	▲15.33%
MSCI 지수	'21년말	'22년말	4월말	5월16일	5월17일	전일비	전월말비	22년말비
MSCI World	3,232	2,603	2,836	2,802	2,821	▲0.66%	▼0.53%	▲8.39%
MSCI Emerging Markets	1,232	956	977	979	976	▼0.35%	▼0.12%	▲2.03%
MSCI Frontier Markets	666	472	484	480	479	▼0.20%	▼1.10%	▲1.35%
변동성지수	'21년말	'22년말	4월말	5월16일	5월17일	전일비	전월말비	22년말비
미국 변동성지수(VIX)	17.22	21.67	15.78	17.99	16.87	▼6.23%	▲6.91%	▼22.15%
신용국 변동성지수(VXEM)	19.32	24.21	16.80	19.06	17.59	▼7.71%	▲4.70%	▼27.34%
한국 변동성지수(VKOSPI)	16.50	18.40	14.51	13.59	13.52	▼0.52%	▼6.82%	▼26.52%
환율	'21년말	'22년말	4월말	5월16일	5월17일	전일비	전월말비	22년말비
원/달러 환율	1,190.50	1,258.00	1,338.00	1,341.00	1,339.00	▼0.15%	▲0.07%	▲6.44%
원/유로 환율	1,348.24	1,341.59	1,474.21	1,457.20	1,447.86	▼0.64%	▼1.79%	▲7.92%
원/엔 환율	1,034.00	953.64	981.84	982.60	974.35	▼0.84%	▼0.76%	▲2.17%
금리	'21년말	'22년말	4월말	5월16일	5월17일	전일비	전월말비	22년말비
콜 금리(%)	1.12	3.38	3.55	3.60	3.60	▲0.002%p	▲0.051%p	▲0.220%p
CD 91일(%)	1.29	3.98	3.52	3.62	3.65	▲0.030%p	▲0.130%p	▼0.330%p
국고채 3년(%)	1.80	3.72	3.29	3.24	3.27	▲0.032%p	▼0.019%p	▼0.448%p
회사채 3년 AA-(%)	2.42	5.23	4.11	4.06	4.08	▲0.028%p	▼0.021%p	▼1.147%p
미국 국채 10년(%)	1.51	3.88	3.43	3.54	3.57	▲0.031%p	▲0.139%p	▼0.307%p
독일 국채 10년(%)	-0.18	2.56	2.32	2.34	2.34	▼0.002%p	▲0.015%p	▼0.226%p
영국 국채 10년(%)	0.97	3.67	3.72	3.84	3.87	▲0.037%p	▲0.156%p	▲0.203%p
일본 국채 10년(%)	0.07	0.42	0.40	0.40	0.36	▼0.039%p	▼0.037%p	▼0.057%p
원자재	'21년말	'22년말	4월말	5월16일	5월17일	전일비	전월말비	22년말비
원유(WTI, USD/bbl.)	75.21	80.26	76.78	70.86	72.83	▲2.78%	▼5.14%	▼9.26%
원유(Brent, USD/bbl.)	77.78	85.91	79.54	74.91	76.96	▲2.74%	▼3.24%	▼10.42%
금(USD/troz)	1,806	1,814	1,983	2,007	1,974	▼1.65%	▼0.41%	▲8.86%
구리(USD/ton)	9,692	8,387	8,571	8,076	8,176	▲1.24%	▼4.61%	▼2.52%
호주산 철광석(청다오 수입가, USD/DMT)	119.65	117.30	106.80	107.85	110.80	▲2.74%	▲3.75%	▼5.54%
대두(cent/bushel)	1,329	1,524	1,419	1,364	1,337	▼1.98%	▼5.80%	▼12.27%
소맥(cent/bushel)	770.75	792.00	633.75	647.50	625.50	▼3.40%	▼1.30%	▼21.02%

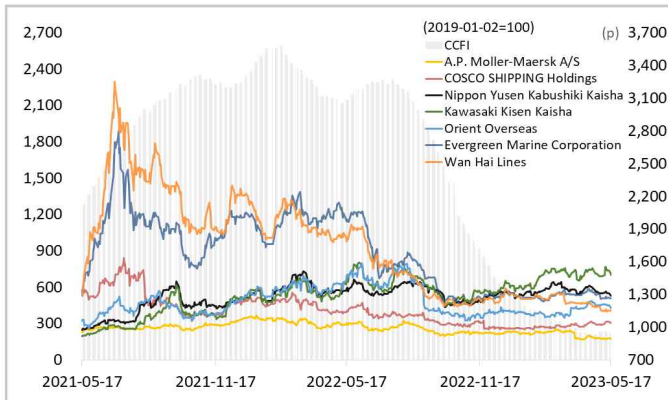
## 해운운임지수



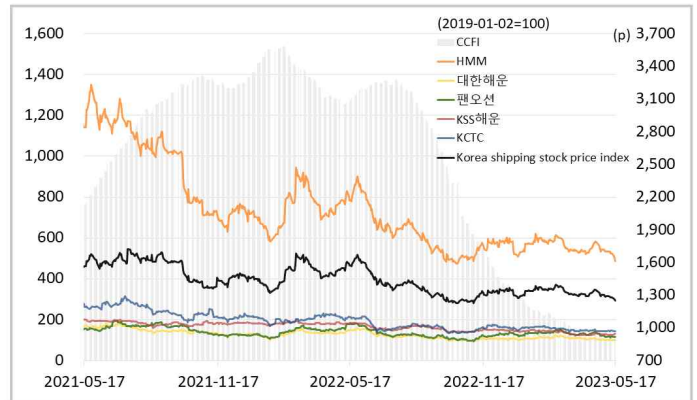
## 신조선가



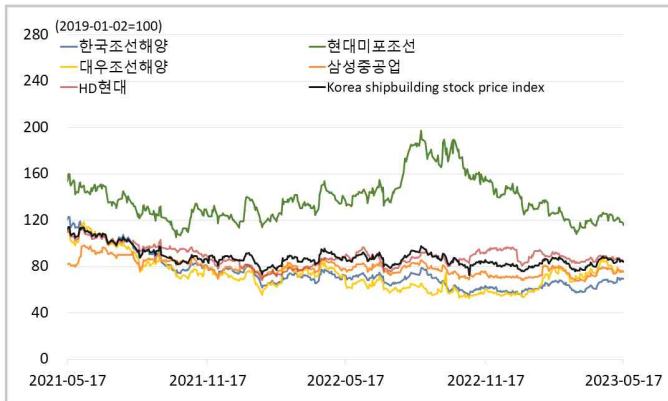
## 글로벌 해운기업 주가



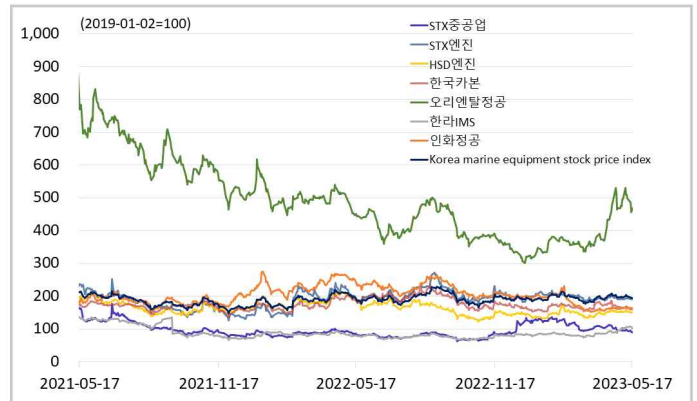
## 국내 해운기업 주가



## 국내 조선기업 주가



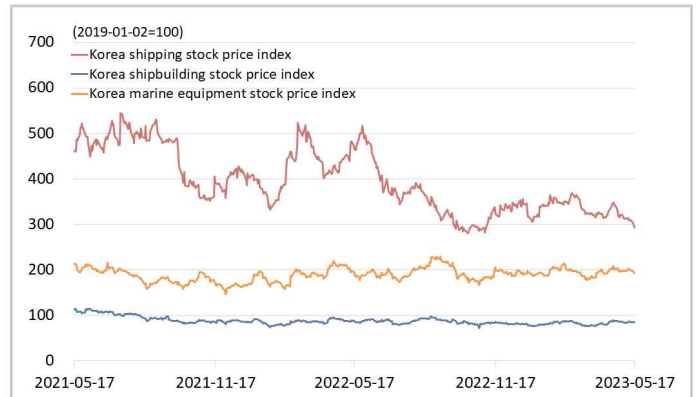
## 국내 조선기자재기업 주가



## 국내 선박투자회사 주가

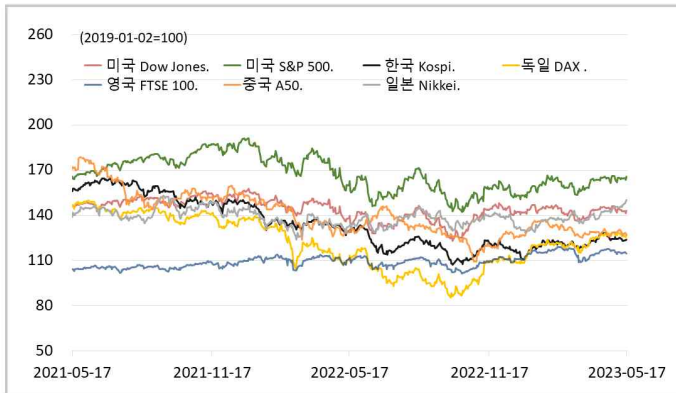


## 해운·조선·기자재 주가지수

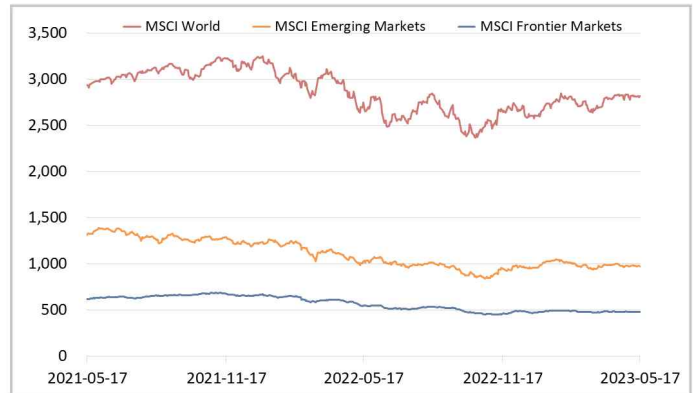




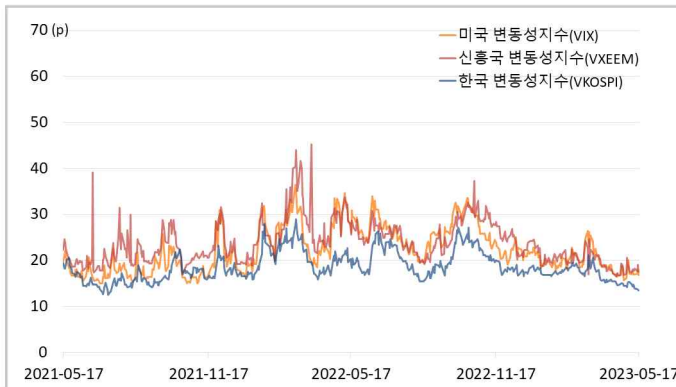
## 글로벌 주가지수



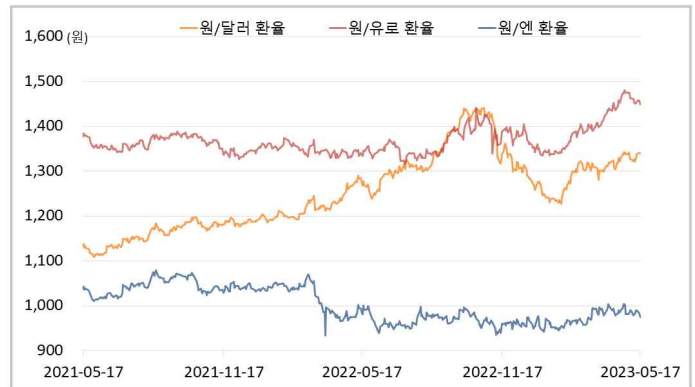
## MSCI



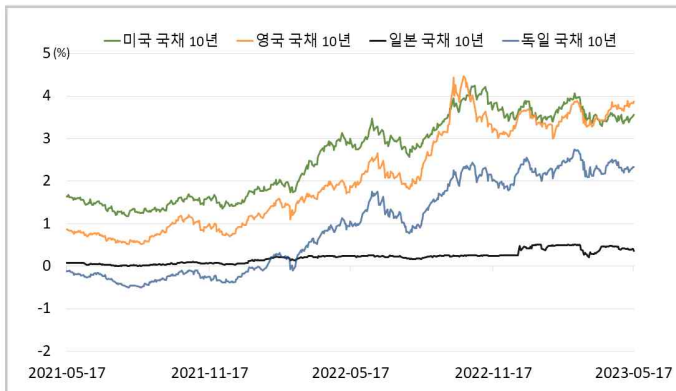
## 변동성지수



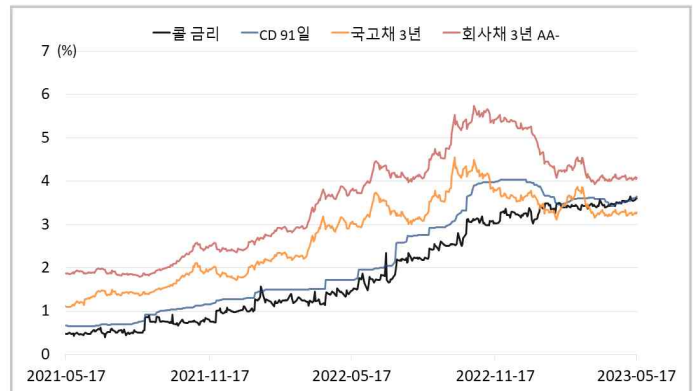
## 환율



## 글로벌 금리 및 채권수익률



## 국내 금리 및 채권수익률



## 원자재(Iron Ore & Energy)



## 원자재(기타)

