

SHIPPING FINANCE
DAILY MONITOR

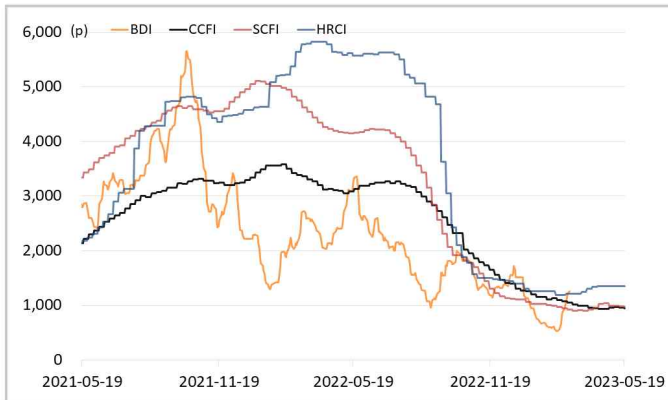
해운운임지수	'21년말	'22년말	4월말	5월18일	5월19일	전일비	전월말비	22년말비
BDI	2,217	1,515	1,576	1,402	1,384	▼1.28%	▼12.18%	▼8.65%
VLCC Average Earnings LongRun	2,255	44,765	49,783	34,342	42,037	▲22.41%	▼15.56%	▼6.09%
CCFI	3,344	1,271	964	956	946	▼1.02%	▼1.90%	▼25.57%
SCFI	5,047	1,108	1,000	983	972	▼1.11%	▼2.73%	▼12.20%
HRCI	4,575	1,397	1,352	1,352	1,352	-	-	▼3.22%
신조선가	'21년말	'22년말	4월말	5월18일	5월19일	전일비	전월말비	22년말비
176-180K DWT Capesize Bulkcarrier Newbuilding Prices(\$m)	60.50	60.50	61.75	62.00	62.75	▲1.21%	▲1.62%	▲3.72%
315-320K DWT VLCC Newbuilding Prices(\$m)	112.00	120.00	122.00	124.00	125.00	▲0.81%	▲2.46%	▲4.17%
Containership 15,000/16,000 TEU G'less Newbuilding Prices(\$m)	155.00	153.00	155.50	158.00	159.00	▲0.63%	▲2.25%	▲3.92%
글로벌 해운기업 주가	'21년말	'22년말	4월말	5월18일	5월19일	전일비	전월말비	22년말비
A.P. Moller-Maersk A/S(Maersk-B.CO) (DKK)	23,450	15,620	12,195	11,860	11,860	-	▼2.75%	▼24.07%
COSCO SHIPPING Holdings Co., Ltd. (CICOY) (USD)	9.54	5.08	5.71	5.85	6.04	▲3.25%	▲5.78%	▲18.90%
Nippon Yusen Kabushiki Kaisha (9101.T) (JPY)	2,920	3,110	3,203	3,057	3,030	▼0.88%	▼5.40%	▼2.57%
Kawasaki Kisen Kaisha, Ltd. (9107.T) (JPY)	2,307	2,787	3,225	3,250	3,260	▲0.31%	▲1.09%	▲16.97%
Orient Overseas (International) Limited (0316.HK) (HKD)	191.80	141.00	158.80	150.90	150.20	▼0.46%	▼5.42%	▲6.52%
Evergreen Marine Corporation (Taiwan) Ltd. (2603.TW) (TWD)	356.25	163.00	161.50	151.00	150.50	▼0.33%	▼6.81%	▼7.67%
Wan Hai Lines Ltd. (2615.TW) (TWD)	198.50	80.10	65.00	59.60	60.30	▲1.17%	▼7.23%	▼24.72%
국내 해운기업 주가	'21년말	'22년말	4월말	5월18일	5월19일	전일비	전월말비	22년말비
HMM(원)	26,900	19,550	20,400	18,280	18,360	▲0.44%	▼10.00%	▼6.09%
대한해운(원)	2,640	2,175	2,060	1,997	1,999	▲0.10%	▼2.96%	▼8.09%
팬오션(원)	5,410	5,730	5,440	5,240	5,210	▼0.57%	▼4.23%	▼9.08%
KSS해운(원)	11,850	9,250	8,170	8,310	8,410	▲1.20%	▲2.94%	▼9.08%
KCTC(원)	6,220	4,550	4,180	4,205	4,220	▲0.36%	▲0.96%	▼7.25%
Korea shipping stock price index(2019.1.2=100)	402	317	321	294	295	▲0.21%	▼8.18%	▼6.92%
국내 조선기업 주가	'21년말	'22년말	4월말	5월18일	5월19일	전일비	전월말비	22년말비
한국조선해양(원)	94,600	70,700	84,800	90,000	90,500	▲0.56%	▲6.72%	▲28.01%
현대미포조선(원)	70,000	84,500	73,400	68,900	70,100	▲1.74%	▼4.50%	▼17.04%
대우조선해양(원)	23,050	18,950	26,950	25,400	25,950	▲2.17%	▼3.71%	▲36.94%
삼성중공업(원)	5,670	5,110	5,680	5,570	5,680	▲1.97%	-	▲11.15%
HD현대(원)	53,700	57,100	59,200	57,700	58,000	▲0.52%	▼2.03%	▲1.58%
Korea shipbuilding stock price index(2019.1.2=100)	85	78	86	86	87	▲1.23%	▲0.32%	▲11.07%
국내 조선기자재기업 주가	'21년말	'22년말	4월말	5월18일	5월19일	전일비	전월말비	22년말비
STX중공업(원)	4,740	7,080	5,390	5,110	5,180	▲1.37%	▼3.90%	▼26.84%
STX엔진(원)	9,600	13,450	12,730	12,770	12,750	▼0.16%	▲0.16%	▼5.20%
HSD엔진(원)	8,340	7,420	7,770	7,820	7,810	▼0.13%	▲0.51%	▲5.26%
한국카본(원)	10,750	11,050	11,450	10,960	10,900	▼0.55%	▼4.80%	▼1.36%
오리엔탈정공(원)	3,675	2,295	3,355	3,355	3,350	▼0.15%	▼0.15%	▲45.97%
한라HMS(원)	5,070	5,790	6,600	7,170	7,070	▼1.39%	▲7.12%	▲22.11%
인화정공(원)	13,800	12,600	10,260	10,380	10,350	▼0.29%	▲0.88%	▼17.86%
Korea marine equipment stock price index(2019.1.2=100)	169	195	197	195	195	▼0.22%	▼0.96%	▲0.10%
국내 선박투자회사 주가	'21년말	'22년말	4월말	5월18일	5월19일	전일비	전월말비	22년말비
바다로19호(원)	2,965	2,975	2,940	2,885	2,900	▲0.52%	▼1.36%	▼2.52%

SHIPPING FINANCE DAILY MONITOR

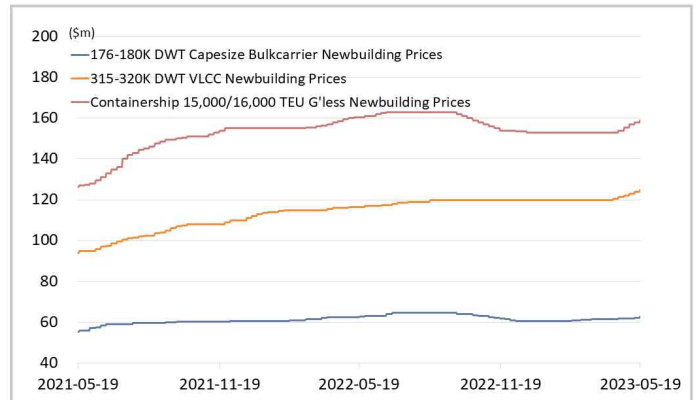
Vol.458 2023.05.22

글로벌 주가지수	'21년말	'22년말	4월말	5월18일	5월19일	전일비	전월말비	22년말비
미국 Dow Jones	36,338	33,147	34,098	33,536	33,427	▼0.33%	▼1.97%	▲0.84%
미국 S&P 500	4,766	3,840	4,169	4,198	4,192	▼0.14%	▲0.54%	▲9.18%
한국 KOSPI	2,978	2,236	2,502	2,515	2,538	▲0.89%	▲1.45%	▲13.48%
독일 DAX	32.33	25.60	30.29	29.95	30.23	▲0.93%	▼0.20%	▲18.09%
영국 FTSE 100	7,385	7,452	7,871	7,742	7,757	▲0.19%	▼1.44%	▲4.09%
중국 A50	15,698	13,004	13,196	13,007	12,972	▼0.27%	▼1.70%	▼0.25%
일본 Nikkei	28,792	26,095	28,856	30,574	30,808	▲0.77%	▲6.76%	▲18.06%
MSCI 지수	'21년말	'22년말	4월말	5월18일	5월19일	전일비	전월말비	22년말비
MSCI World	3,232	2,603	2,836	2,840	2,843	▲0.09%	▲0.24%	▲9.22%
MSCI Emerging Markets	1,232	956	977	978	977	▼0.09%	▲0.02%	▲2.18%
MSCI Frontier Markets	666	472	484	478	477	▼0.08%	▼1.37%	▲1.07%
변동성지수	'21년말	'22년말	4월말	5월18일	5월19일	전일비	전월말비	22년말비
미국 변동성지수(VIX)	17.22	21.67	15.78	16.05	16.81	▲4.74%	▲6.53%	▼22.43%
신용국 변동성지수(VXEM)	19.32	24.21	16.80	17.83	16.74	▼6.11%	▼0.36%	▼30.86%
한국 변동성지수(VKOSPI)	16.50	18.40	14.51	13.54	14.13	▲4.36%	▼2.62%	▼23.21%
환율	'21년말	'22년말	4월말	5월18일	5월19일	전일비	전월말비	22년말비
원/달러 환율	1,190.50	1,258.00	1,338.00	1,338.00	1,329.00	▼0.67%	▼0.67%	▲5.64%
원/유로 환율	1,348.24	1,341.59	1,474.21	1,442.97	1,434.79	▼0.57%	▼2.67%	▲6.95%
원/엔 환율	1,034.00	953.64	981.84	966.73	959.57	▼0.74%	▼2.27%	▲0.62%
금리	'21년말	'22년말	4월말	5월18일	5월19일	전일비	전월말비	22년말비
콜 금리(%)	1.12	3.38	3.55	3.63	3.60	▼0.024%p	▲0.054%p	▲0.223%p
CD 91일(%)	1.29	3.98	3.52	3.66	3.67	▲0.010%p	▲0.150%p	▼0.310%p
국고채 3년(%)	1.80	3.72	3.29	3.32	3.34	▲0.024%p	▲0.047%p	▼0.382%p
회사채 3년 AA-(%)	2.42	5.23	4.11	4.12	4.15	▲0.025%p	▲0.043%p	▼1.083%p
미국 국채 10년(%)	1.51	3.88	3.43	3.65	3.68	▲0.031%p	▲0.249%p	▼0.197%p
독일 국채 10년(%)	-0.18	2.56	2.32	3.41	3.43	▲0.015%p	▲1.106%p	▲0.865%p
영국 국채 10년(%)	0.97	3.67	3.72	3.96	3.99	▲0.032%p	▲0.275%p	▲0.322%p
일본 국채 10년(%)	0.07	0.42	0.40	0.39	0.40	▲0.015%p	▲0.003%p	▼0.017%p
원자재	'21년말	'22년말	4월말	5월18일	5월19일	전일비	전월말비	22년말비
원유(WTI, USD/bbl.)	75.21	80.26	76.78	71.86	71.55	▼0.43%	▼6.81%	▼10.85%
원유(Brent, USD/bbl.)	77.78	85.91	79.54	75.86	75.58	▼0.37%	▼4.98%	▼12.02%
금(USD/troz)	1,806	1,814	1,983	1,960	1,962	▲0.07%	▼1.06%	▲8.15%
구리(USD/ton)	9,692	8,387	8,571	8,172	8,222	▲0.62%	▼4.07%	▼1.97%
호주산 철광석(청다오 수입가, USD/DMT)	119.65	117.30	106.80	109.25	107.75	▼1.37%	▲0.89%	▼8.14%
대두(cent/bushel)	1,329	1,524	1,419	1,333	1,307	▼1.95%	▼7.89%	▼14.22%
소맥(cent/bushel)	770.75	792.00	633.75	611.75	605.00	▼1.10%	▼4.54%	▼23.61%

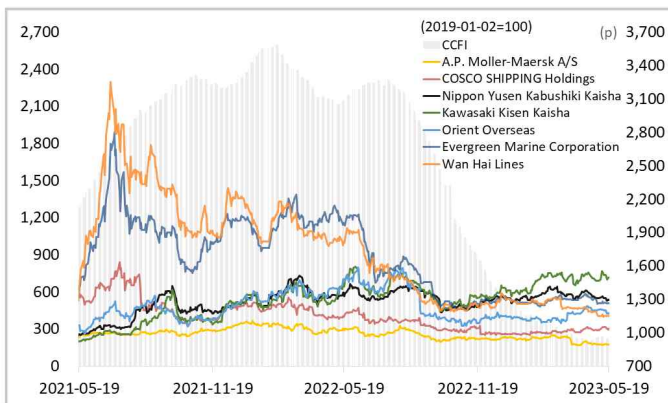
해운운임지수



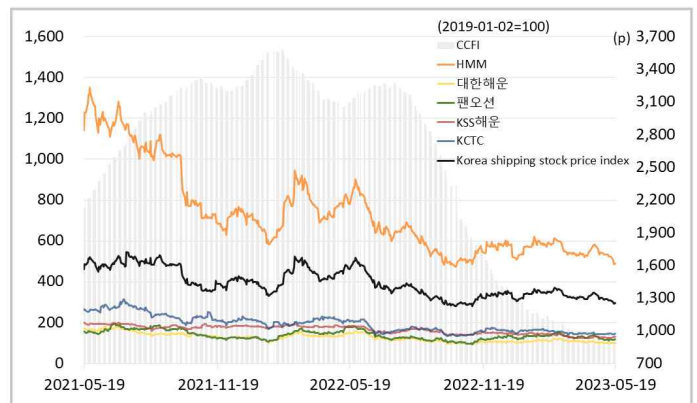
신조선가



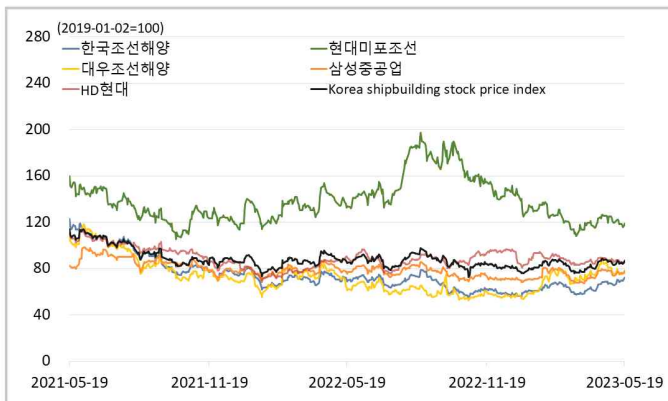
글로벌 해운기업 주가



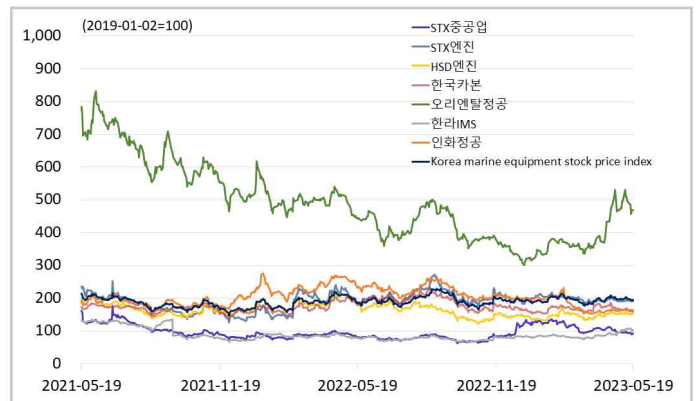
국내 해운기업 주가



국내 조선기업 주가



국내 조선기자재기업 주가



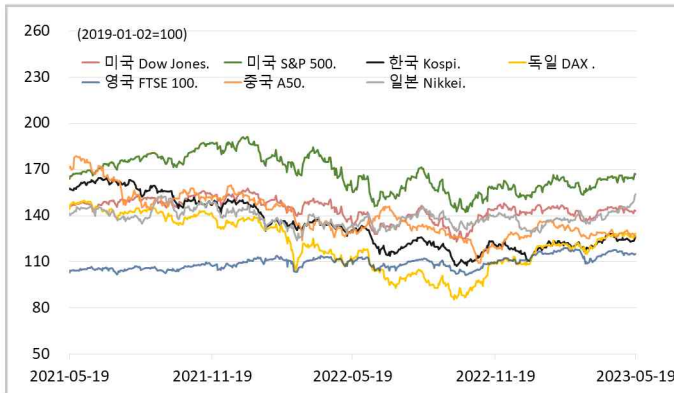
국내 선박투자회사 주가



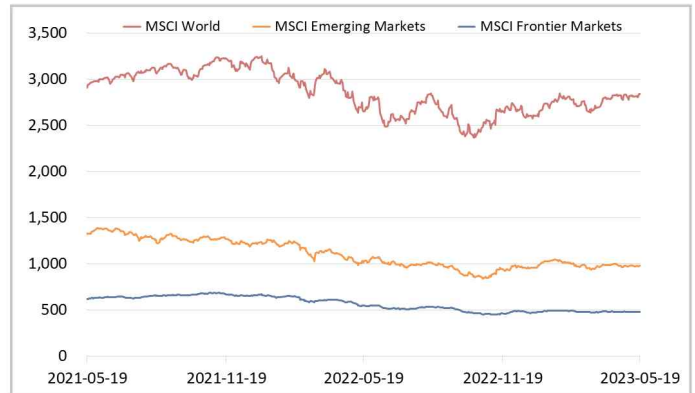
해운·조선·기자재 주가지수



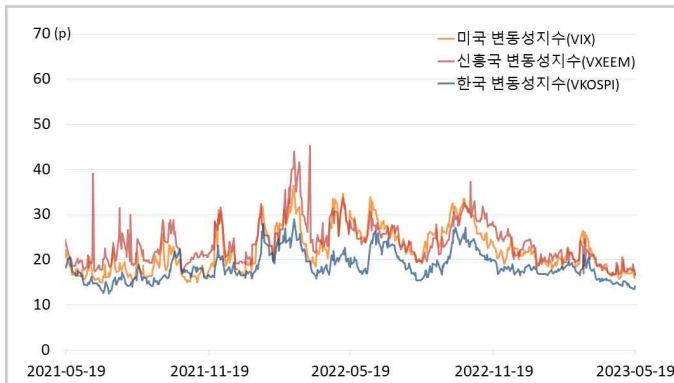
글로벌 주가지수



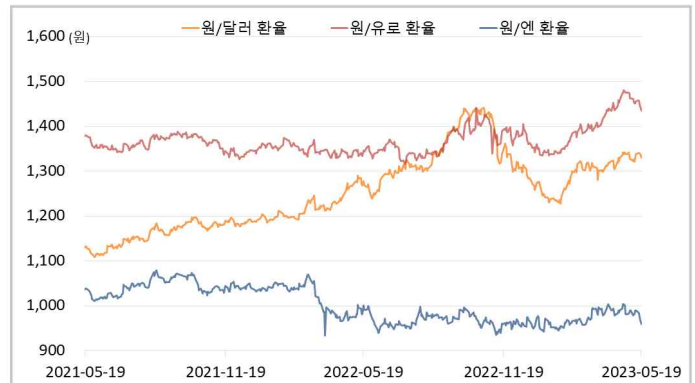
MSCI



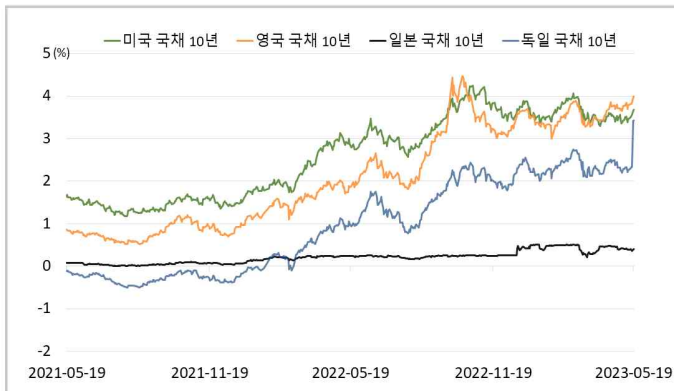
변동성지수



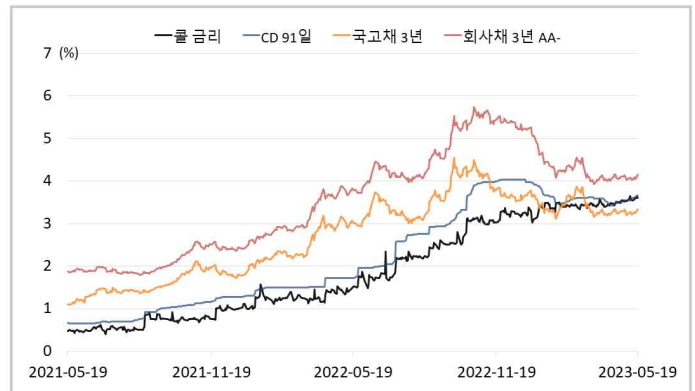
환율



글로벌 금리 및 채권수익률



국내 금리 및 채권수익률



원자재(Iron Ore & Energy)



원자재(기타)

